

Dollar and Energy Saving Loans  
Replacement Appliance Application















Name \_\_\_\_\_ Mailing Address \_\_\_\_\_ Building Age (Yrs) \_\_\_\_\_

ABOUT THE LOANS





Dollar and Energy Saving Loans can finance the purchase of replacement appliances, provided the new appliance is ENERGY STAR® rated. Eligibility for these improvements is based on ENERGY STAR® certification. ENERGY STAR® certified products provide energy efficient choices that can save on your energy bill with similar savings of greenhouse gas emissions,

without sacrificing features, style or comfort. You can ensure that the replacement products you are considering are ENERGY STAR® certified by verifying the manufacturer and model numbers in the appliance products section at <http://www.energystar.gov/> Your current appliance must be at least three years old and must be traded in or disposed of in some manner — you cannot keep it in your possession.

PROPOSED CONSUMER AND BUSINESS ENERGY EFFICIENCY IMPROVEMENTS

Type(s) of Appliance(s)	Old Appliance		New Appliance			Purchase Price	
<b>CONSUMER PRODUCTS</b> 1 <input type="checkbox"/> Refrigerator 	Manufacturer and Model Number		Manufacturer and Model Number			\$	
	Age (Yrs)	What Will be Done With Old Refrigerator?	Style: <input type="checkbox"/> Side-by-side <input type="checkbox"/> Other (list)	Capacity (Cubic feet)			
			ENERGYGUIDE Use	kWh/yr			
	2 <input type="checkbox"/> Freezer 	Manufacturer and Model Number		Manufacturer and Model Number			\$
		Age (Yrs)	What Will be Done With Old Freezer?	ENERGYGUIDE Use			
					kWh/yr		
	3 <input type="checkbox"/> Dishwasher 	Manufacturer and Model Number		Manufacturer and Model Number			\$
Age (Yrs)		What Will be Done With Old Dishwasher?	ENERGYGUIDE Use				
				kWh/yr			
4 <input type="checkbox"/> Clothes Washer 	Manufacturer and Model Number		Manufacturer and Model Number			\$	
	Age (Yrs)	What Will be Done With Old Clothes Washer?	ENERGYGUIDE Use				
				kWh/yr			
5 <input type="checkbox"/> Dehumidifier 	Manufacturer and Model Number		Manufacturer and Model Number			\$	
	Age (Yrs)	What Will be Done With Old Dehumidifier?					
6 <input type="checkbox"/> Room Air Conditioner 	Manufacturer and Model Number		Manufacturer and Model Number			\$	
	Age (Yrs)	What Will be Done With Old Air Conditioner?	<input type="checkbox"/> With or without reverse cycle, unit must have louvered sides.	Capacity (Btu/hr)	EER		
7 <input type="checkbox"/> Air Purifier 	Manufacturer and Model Number		Manufacturer and Model Number			\$	
	Age (Yrs)	What Will be Done With Old Air Purifier?					
8 <input type="checkbox"/> Commercial Steam Cooker 	Manufacturer and Model Number		Manufacturer and Model Number			\$	
	Age (Yrs)	What Will be Done With Old Commercial Steam Cooker?					
9 <input type="checkbox"/> Commercial Fryer 	Manufacturer and Model Number		Manufacturer and Model Number			\$	
	Age (Yrs)	What Will be Done With Old Commercial Fryer?					
10 <input type="checkbox"/> Commercial Hot Food Holding Cabinet 	Manufacturer and Model Number		Manufacturer and Model Number			\$	
	Age (Yrs)	What Will be Done With Old Commercial Hot Food Holding Cabinet?					
11 <input type="checkbox"/> Commercial Refrigerator and/or Freezer 	Manufacturer and Model Number		Manufacturer and Model Number			\$	
	Age (Yrs)	What Will be Done With Old Commercial Refrigerator and/or Freezer?					
12 <input type="checkbox"/> Commercial Clothes Washer 	Manufacturer and Model Number		Manufacturer and Model Number			\$	
	Age (Yrs)	What Will be Done With Old Commercial Clothes Washer?					
13 <input type="checkbox"/> Commercial Dishwasher 	Manufacturer and Model Number		Manufacturer and Model Number			\$	
	Age (Yrs)	What Will be Done With Old Commercial Dishwasher?					
14 <input type="checkbox"/> Commercial Griddle 	Manufacturer and Model Number		Manufacturer and Model Number			\$	
	Age (Yrs)	What Will be Done With Old Commercial Griddle?					

**PROPOSED CONSUMER AND COMMERCIAL ENERGY EFFICIENCY IMPROVEMENTS (CONTINUED)**

Type(s) of Appliance(s)	Old Appliance	New Appliance	Purchase Price
<b>BUSINESS PRODUCTS</b>	15 <input type="checkbox"/> Commercial Ice Machine 	Manufacturer and Model Number	\$
	Age (Yrs)	What Will be Done With Old Commercial Ice Machine?	
	16 <input type="checkbox"/> Commercial Oven 	Manufacturer and Model Number	\$
	Age (Yrs)	What Will be Done With Old Commercial Oven?	
17 <input type="checkbox"/> Vending Machine 	Manufacturer and Model Number	\$	
Age (Yrs)	What Will be Done With Vending Machine?		
18 <input type="checkbox"/> Water Cooler 	Manufacturer and Model Number	\$	
Age (Yrs)	What Will be Done With Old Water Cooler?		

**19. TOTAL OF LINES 1 THROUGH 18** ..... \$

**FUEL SUPPLIERS (If you have already completed FORM 2, 3 or 4 do not complete the section below)**

Energy Source	Utility or Supplier	Mailing Address	Phone Number	Account No.
Electricity <input type="checkbox"/> Check Here if All Electric	<input type="checkbox"/> *			
<input type="checkbox"/> Natural Gas or <input type="checkbox"/> Propane	<input type="checkbox"/> *			
Other (Specify)	<input type="checkbox"/> *			
Other (Specify)	<input type="checkbox"/> *			

\* Mark this box if the utility account is not in your name. Then attach the appropriate completed Form 35(s).

**Signature**

**Water Heating**

I hereby authorize the Nebraska Department of Water, Energy, and Environment to obtain energy consumption, cost and billing information from the energy suppliers listed above. This information may include past and present as well as future consumption, cost and billing patterns. I also certify all the information supplied above is true and correct to the best of my knowledge and belief and I have read and understand the instructions. I will permit my lender and DWEE, as they deem necessary, to have access to the subject property and records in order to make on-site inspections of the improvements or replacements which have been financed under the program. The work described above will be completed within 5 months after my lender receives a signed commitment from DWEE.

How is Your Water Heated?

- Electric
- Natural Gas
- Propane
- Fuel Oil
- Other \_\_\_\_\_

**sign here** 

Signature \_\_\_\_\_

Date \_\_\_\_\_

**You may NOT contract for or purchase the appliances you propose in this application prior to DWEE signing a Commitment Agreement (FORM 10) with your lender to participate in the loan.**

**If you do so, you will lose your eligibility to finance the appliances with a low interest loan.**

You may accept a bid, contingent on DWEE's signed commitment of funding, to lock in the price, but you may not proceed with the purchase or contractually obligate yourself to proceed until your lender notifies you that DWEE has signed the Commitment Agreement on your loan.

**INSTRUCTIONS**

**WHO MAY APPLY.** Only legal residents of Nebraska may apply for loans. A legal resident is a Nebraska taxpayer, a Nebraska partnership, a Nebraska-chartered corporation, a subdivision of Nebraska government (except public school districts) or a person who has maintained a permanent residence and lived in the state for more than six months. Residency requirements may differ for Energy Star® business or non-profit partners.

**Getting Bids.** You should get bids or quotes first, so you will have them available for your lender.

**Where to File.** Take this form and the bids or price quotes to your participating lender for loan processing. If the lender of your choice is not participating in this program, contact the DWEE for the lender nearest you.

**FOR INFORMATION.** Contact DWEE's DESL Program by email [dwee.desl@nebraska.gov](mailto:dwee.desl@nebraska.gov); by mail 245 Fallbrook Blvd Ste 100 Lincoln, NE 68521; by phone 402-471-2186 or refer to our new website <https://dwee.nebraska.gov/>

**NAME AND ADDRESS.** Print or type your name and mailing address in the space provided. If the appliances are to be installed in or attached to a building, give the age of the building in years. Otherwise, mark "NA."

**Lines 1-18.** Mark the box for each type of appliance you intend to replace. Then fill out all the requested information for each appliance type for both old and new (replacement) appliances.

**FUEL SUPPLIERS.** If you have not completed this information on a Form 2, 3 or 4, provide the name, mailing address, telephone number and your account number for your electric utility and each of the fuel suppliers serving this address. If the only energy source for the building is electricity, check the box provided. If an account is not in your name, then check the box and attach a completed Form 35 with the information for that fuel supplier. (This might happen where a landlord is seeking a loan, but the tenant pays the energy bill.)

**SIGNATURE.** Sign and date this application and attach copies of the price quotes for the new appliance(s) described on this form. Take this application to your local participating lending institution to apply for a Dollar and Energy Saving Loan.

**SPECIFIC LINE INSTRUCTIONS**

**SUBMIT THIS COMPLETED FORM AND THE BIDS OR PRICE QUOTES TO A PARTICIPATING LENDER**

This material was prepared with the support of the U.S. Department of Energy (DOE) Grant No. DE-FG26-07NT43200, *American Recovery and Reinvestment Act of 2009* funds and Oil Overcharge Escrow funds. However, any opinions, findings conclusions or recommendations expressed herein are those of the author and do not necessarily reflect the views of DOE 22-011