


2027

Nebraska State Revolving Fund

Clean Water & Drinking Water
Intended Use Plan
State Fiscal Year 2027

NEBRASKA
Good Life. Great Resources.



Approved by the
Environmental Quality Council
on June 24, 2026

THIS PAGE IS LEFT INTENTIONALLY BLANK.

FOREWORD..... 1

INFRASTRUCTURE INVESTMENT AND JOBS ACT OF 2021 1

FORMAT OF THE IUP..... 1

FORGIVENESS ASSISTANCE 1

INTEREST RATES AND ADMINSTRATIVE FEES 2

PUBLIC REVIEW, PARTICIPATION, AND COMMENTS 2

LEAD SERVICE LINE REPLACEMENT FUNDING 2

SECTION I - CWSRF 3

INTRODUCTION..... 3

HIGHLIGHTS AND WHAT’S NEW FOR SFY 2027:..... 3

I. CWSRF SOURCES AND USES OF FUNDS 3

 A. CWSRF SOURCES AND USES OF FUNDS TABLE - Base Program 4

 B. CWSRF SOURCES AND USES OF FUNDS TABLE – IIJA General Program..... 4

 C. CWSRF SOURCES AND USES OF FUNDS TABLE – IIJA EC Program 5

 D. SOURCES AND USES OF ADMINISTRATION FUNDS TABLES..... 5

II. LONG-TERM AND SHORT-TERM GOAL STATEMENTS FOR THE CWSRF PROGRAM 7

 A. Long-Term Goals 7

 B. Short-Term Goals 7

III. METHODS AND CRITERIA FOR DISTRIBUTION OF FUNDS 8

 A. Project Priority Planning List Preparation 8

 B. Identify Potential SRF Projects..... 8

 C. Develop CWSRF Capitalization Grant Payment Schedule 9

 1. CWSRF CAPITALIZATION GRANT PAYMENT SCHEDULE TABLE..... 9

 D. Develop Disbursement (Outlay) Schedule for CWSRF Program Projects..... 9

 E. Bypass Date and Changes to Funding List 9

IV. ADDITIONAL INFORMATION AND REQUIREMENTS 10

 A. Administrative Fees 10

 B. CWSRF Market Loan Rates 11

 C. Terms..... 11

 D. Financial State of CWSRF..... 11

 1. Balances Table..... 12

 E. Refinancing 12

 F. Water Quality Planning 12

 G. Emergency Loan Assistance..... 12

 H. Amendments to the IUP 12

 I. Delinquent Payment Penalty and Penalty Interest 13

 J. Audits and Reporting, EPA, and Environmental Requirements..... 13

 K. Transferring Authority of funds between the CWSRF and DWSRF 14

V. CWSRF ADDITIONAL SUBSIDIZATION..... 15

 A. Project Planning Activities and Report Grant 15

 B. Emergency Assistance 15

 C. Loan Forgiveness 16

 D. Green Project Reserve (GPR)..... 16

 E. Sewer Overflow and Stormwater Reuse Municipal Grants (OSG) program 16

VI. LEVERAGED OR POOLED BOND ISSUES 17

VII. SOURCE WATER PROTECTION AREA and WATER METER PROJECTS 17

VIII. LINKED DEPOSIT PROGRAM..... 17

CWSRF RANKED PROJECT PRIORITY FUNDING LIST - BASE..... 19

CWSRF RANKED PROJECT PRIORITY FUNDING LIST - IIJA 19

CWSRF GREEN PROJECT RESERVE (GPR) FUNDING LIST 20

SECTION II - DWSRF 21

INTRODUCTION..... 21

HIGHLIGHTS AND WHAT’S NEW FOR SFY 2027:..... 21

I.	DWSRF SOURCES AND USES OF FUNDS	22
A.	DWSRF SOURCES AND USES OF FUNDS TABLE – Base Program	22
B.	DWSRF SOURCES AND USES OF FUNDS TABLE – IIJA General Program	23
C.	DWSRF SOURCES AND USES OF FUNDS TABLE – IIJA LSL Replacement Program	23
D.	DWSRF SOURCES AND USES OF FUNDS TABLE – IIJA EC Program	23
E.	SOURCES AND USES OF ADMINISTRATION CASH FUNDS TABLES	24
II.	LONG-TERM AND SHORT-TERM GOAL STATEMENTS FOR THE DWSRF PROGRAM	28
A.	Long-Term Goals	28
B.	Short-Term Goals	29
III.	METHODS AND CRITERIA FOR DISTRIBUTION OF FUNDS	29
A.	Set-Aside Utilization	29
B.	Project Priority Planning List Preparation	30
C.	Identify Potential DWSRF Project - Funding List Preparation	30
D.	Develop DWSRF Payment Schedule for State Capitalization Grant	30
1.	DWSRF CAPITALIZATION GRANT PAYMENT SCHEDULE TABLE	31
E.	Develop Disbursement (Outlay) Schedule for DWSRF Program Projects	31
F.	Bypass Date and Changes to Project Lists	31
IV.	ADDITIONAL INFORMATION AND REQUIREMENTS	32
A.	Administrative Fees	32
B.	DWSRF Market Loan Rates	32
C.	Terms	33
D.	Financial State of DWSRF	33
1.	Balances Table	33
E.	Refinancing	33
F.	Emergency Assistance	34
G.	Amendments to the IUP	34
H.	Delinquent Payment Penalty and Penalty Interest	34
I.	Audit and Reporting, EPA, and Environmental Requirements	34
J.	Disadvantaged Community	356
V.	DWSRF GRANTS	36
A.	PWS Security Grants	36
B.	Project Planning Activities and Report Grant	36
C.	Source Water Protection Grants Program	37
D.	Emerging Contaminant Baseline Sampling	37
E.	Coalition Grants for Hydro-Vacuum Excavation Equipment	38
	DWSRF RANKED PROJECT PRIORITY FUNDING LIST - BASE	39
	DWSRF RANKED PROJECT PRIORITY FUNDING LIST - IIJA	40
	DWSRF EC PRIORITY FUNDING LIST	41
	DWSRF LEAD SERVICE LINE REPLACEMENT PRIORITY FUNDING LIST	42
	LAND ACQUISITION SOURCE WATER PROTECTION PROJECT PRIORITY LIST	43
	APPENDIX A1	44
	CWSRF PROJECT PRIORITY RANKING SYSTEM	44
	APPENDIX A2	48
	DWSRF PROJECT PRIORITY RANKING SYSTEM	48
	APPENDIX B1	52
	CWSRF PROJECT PRIORITY PLANNING LIST – ALPHABETICAL ORDER	52
	APPENDIX B1-A	76
	CWSRF LIST OF NEBRASKA MUNICIPALITIES, NRDs, SIDs, AND COUNTIES	76
	APPENDIX B2	87

DWSRF PROJECT PRIORITY PLANNING LIST – ALPHABETICAL ORDER..... 87

APPENDIX B3 **104**

DWSRF LSL PROJECT PRIORITY PLANNING LIST – ALPHABETICAL ORDER 104

APPENDIX C **110**

CWSRF & DWSRF INTEREST RATE AND ADMINISTRATIVE FEE SYSTEM..... 110

APPENDIX D **112**

ASSESSING WASTEWATER INFRASTRUCTURE NEEDS (AWIN)..... 112

APPENDIX E **120**

CWSRF AND DWSRF FORGIVENESS ALLOCATION PROCEDURE 120

APPENDIX F..... **123**

COMMON PRE-APPLICATION PROCEDURE..... 123

PRE-APPLICATION FOR STATE AND/OR FEDERAL ASSISTANCE..... 125

FACILITY PLAN OR PRELIMINARY ENGINEERING REPORT GUIDE 129

DETAILED OUTLINE OF A PRELIMINARY ENGINEERING REPORT 131

APPENDIX G **141**

GENERAL REQUIREMENTS FOR THE LINKED DEPOSIT PROGRAM 141

APPENDIX H **143**

SRF CASH FLOW MODEL..... 143

APPENDIX I..... **144**

ACRONYMS 144

FOREWORD

The Intended Use Plan (IUP) for the Clean Water State Revolving Fund (CWSRF) and the Drinking Water State Revolving Fund (DWSRF) was developed by the Nebraska Department Water, Energy, and Environment (DWEE) from statements of need, cost projections, and timing of loan activities from DWEE's experience with projects and SRF procedures. In addition, the DWEE held preliminary discussions with potential loan recipients for the purposes of projecting the activities and financial needs of State Fiscal Year (SFY) 2027 and the future. The detailed project scope, timing, and cost will be developed during each loan agreement negotiation. This IUP will continue in effect from year to year until replaced by an Environmental Quality Council (EQC) approval on the succeeding IUP. Please note that use of the term "Department" throughout is in reference to the DWEE.

INFRASTRUCTURE INVESTMENT AND JOBS ACT OF 2021

In November of 2021, Congress passed the Act, more commonly referred to as the Infrastructure Investment and Jobs Act (IIJA). Enacted to strengthen states drinking water and wastewater systems, the subsequent sections in this IUP provide specific details on the IIJAs General Supplemental and Emerging Contaminants (EC) Funding for each program, the Lead Service Line (LSL) Replacement Funding for the DWSRF, and the funding annually appropriated to the SRF. The start of IIJA was challenging, with inflation and supply chain issues resulting in cost overruns, the over three-year long-time period needed for Build America Buy America guidance issuance, and the program's continued evaluation as to how to best implement LSL Replacement funding. As a result, this SFY 2027 IUP is an extension of last year's program, with minor improvements regarding the LSL Replacement funding; however, the focus of traditional project priority list rankings will be on those municipalities and public water systems that need to return into compliance with the Clean or Safe Drinking Water Act requirements, or for those projects that proactively address potential compliance issues.

FORMAT OF THE IUP

State SRF programs have the flexibility to continue with combined IUPs and Project Priority Funding Lists for both the IIJA and Base program funding. This combined IUP identifies Base and IIJA program eligible projects, including identifying additional subsidization and Green Project Reserve (GPR) funding amounts, while still meeting existing SRF requirements, those of Title VI of the Clean Water Act (CWA) and regulations, or Section 1452 of the Safe Drinking Water Act (SDWA) and regulations.

FORGIVENESS ASSISTANCE

Congress established that 49% of IIJA funding allocated to the SRF programs through the General Supplemental and LSL Replacement capitalization grants must be provided as additional subsidization for eligible SRF assistance recipients. For the EC funding, the SRF must provide 100% of the funding as additional subsidization. Additional subsidization can be made in the form of grants or loans with forgiveness assistance. To reduce both requirements for receiving and the burden on reporting for assistance, the SRF program will only offer forgiveness to make it easier for municipalities to comply with SRF requirements.

The program then intends to allocate the maximum forgiveness amounts from annual appropriations, 30% from the CWSRF and 49% from the DWSRF, for consistency within all categories of projects when municipalities rely on the SRF. A range of 35% to 55% forgiveness for traditional projects (i.e., water towers, wastewater treatment plants, etc.), as the program provides state match for those federal awards, thus blending in loan only funds, lowering the overall range of available forgiveness. Up to 60% for LSL replacement projects, with no state match being required for these funds and adding in available historical forgiveness to address this public health concern. Then concluding with a 55% to 75% forgiveness range for projects to address emerging contaminants (e.g., manganese drinking water treatment plants, etc.), as there is both no state match requirement and Congress mandating this be the greatest level of forgiveness

that state SRF programs must offer to municipalities. Greater detail on this important subject matter is presented at the end Section I in both the CW and DW SRF Sections, and in Appendix E.

INTEREST RATES AND ADMINISTRATIVE FEES

A change to interest rates and fees is planned. Each quarter of the fiscal year interest rates and fees will be determined from 50% of the average 10 and 30-year Municipal Bond rates, rounded down to the nearest even ten basis point level. Split between both rate and fee, there will be a minimum combined range of no less than 1.5% and no more than 2.5%, except for the LSL Replacement program, which will be set at 0%.

PUBLIC REVIEW, PARTICIPATION, AND COMMENTS

The IUP and Project Priority Planning Lists are subject to public review and comment in accordance with CWA section 605 and SDWA section 1452(b)(1). The Department held a public hearing regarding the IUP at the EQC meeting on June 24, 2026, to receive public input and Council approval. The draft IUP, which includes the Project Priority Lists and ranking systems, was made available to the public at least 30 days prior to the hearing. Additionally, the notification was forwarded to Nebraska's Center for Rural Affairs, the Nebraska Section of the American Water Works and Water Environment Associations, the Nebraska Association of Resources Districts, the Nebraska Regional Officials Council for the state's Economic Development Districts, the League of Nebraska Municipalities, and the Omaha Healthy Kids Alliance. A summary of the Department's responses to public comment and any public hearing testimony will be prepared and submitted to the U.S. Environmental Protection Agency (EPA) Region VII, if necessary. Lastly, numerous virtual and in-person information events were held with leaders of municipalities, consulting engineers, and public water systems (PWSs), the latter specifically for LSL Replacement funding, as part of the pre-IUP development process.

The Nebraska Legislature created the EQC in 1971 as the public body that adopts rules and regulations for the DWEE to administer, including this IUP. The Council consists of 17 members who are appointed by the Governor to serve staggered four-year terms. Appointments require confirmation of the Legislature.

The Council holds at least two regular meetings a year. The time and place of each meeting, together with an agenda and a description of proposed regulations and other activities to be considered, are public noticed in accordance with the Nebraska Administrative Procedure Act and posted on the agency webpage at <https://dwee.nebraska.gov/news-events/public-notice>. The council conducts public hearings on proposed regulations and other measures to receive public input through testimony and written comments prior to making a final decision. Council meetings are open meetings, and a recording of the proceedings and minutes of each meeting are made, all of which are public records. The Council considers proposals from the Department to adopt, amend, or repeal regulations and may also consider rulemaking petitions initiated by citizens.

LEAD SERVICE LINE REPLACEMENT FUNDING

No changes to the LSL program are planned. Borrowing rates remain at 0%, with up to 60% loan forgiveness for the challenge the LSL program presents. Congress has provided DWSRF loan funds for PWSs to replace assets that the systems do not own. Funding may also include an additional 10% in grant assistance for mechanical LSL inventory efforts (e.g., potholing, hydro-vacuum excavation, etc.) and first rights for return borrowing on outstanding LSL principal balances above \$500,000, excluding loan amendments. Funding may also be provided for the abandonment of LSLs as a qualified integrated component. Lastly, PWSs that do not have water meters may also receive this LSL replacement funding.

SECTION I - CWSRF

INTRODUCTION

The CWSRF was created to provide below market financing for construction of publicly owned (wastewater) treatment works (POTWs) and nonpoint source control systems. For more information on eligibility, please refer to Nebraska Administrative Code, Title 131, *RULES AND REGULATIONS FOR THE WASTEWATER TREATMENT FACILITIES AND DRINKING WATER CONSTRUCTION ASSISTANCE PROGRAMS*, located on DWEE's website at: <https://dwee.nebraska.gov/sites/default/files/titles/Title%20131%20Effective%2007-21-2019.pdf>.

Section 606(c)(1) of the CWA requires the program to propose an annual plan setting forth the manner in which the Department intends to use the money available in the CWSRF. This document is Nebraska's SFY 2027 CWSRF IUP covering the time period of July 1, 2026 through June 30, 2027. Title VI of the CWA also requires that projects funded by the CWSRF be listed on the Project Priority Planning List. A priority ranking system (Appendix A1) and the Project Priority Planning List (Appendix B1) are prepared in accordance with Title II, Section 216 of the federal CWA and are included with this IUP for approval by the EQC. Potential CWSRF projects are then selected from the Project Priority Planning List for funding. This IUP is an integral part of the cycle of events carried out annually in administering the CWSRF program. The IUP serves as a basis for developing new capitalization (or cap) grant payment schedules with the EPA Region VII. In addition, the IUP serves as a basis for assessing the program's performance in administering the CWSRF. This document can be compared to the CWSRF Annual Report for a complete picture of what was planned versus that accomplished over the year. Assurances and certifications contained in the Operating Agreement established between the DWEE and the U.S. EPA Region VII were incorporated in this IUP.

This IUP, and for those through SFY 2028, will be a combined plan for both Base and IIJA program funding. Sections in the IUP and the sources of funding in the Project Priority Funding Lists will be separate to ensure that EPA and the public can clearly identify Base and IIJA eligible projects, including the required additional subsidization and GPR funding amounts.

HIGHLIGHTS AND WHAT'S NEW FOR SFY 2027:

- This is a two-year, three capitalization grant CWSRF IUP. The federal budget was passed in February 2026 with Nebraska's Federal Fiscal Year (FFY) 2026 CWSRF capitalization grant estimated at \$3,653,000. This along with the IIJA allotments for the general and EC programs at \$12,601,000 and \$1,088,000, respectively, will bring in just over \$17.3 million of new Federal program funding this fiscal year.
- Lending rates for fee and interest will be set at or below Market Rates, determined from 50 percent of the average 10-to-30-year Municipal Bond rates with a 1.5% floor and 2.5% ceiling.
- Median Household Income (MHI) obtained from a United States Census Bureau survey and is now the 2020-2024 data information for this IUP.
- The program delayed the ranking of new project submissions for at least one year. The cash flow model developed for the conclusion of the IIJA program shows a near-zero cash balance for both SRFs at the end of calendar year 2028. Therefore, this IUP is primarily an extension of all activities conducted under that approved by the EQC for SFY 2026.

I.CWSRF SOURCES AND USES OF FUNDS

The CWSRF has been created from a series of EPA Capitalization Grants and a required 20% State match provided through State general fund appropriations, match bond issuances and cash. Match funding will be accomplished through bond proceeds for the FFY 2026 grant, planned for July of 2026, and the match for FFY 2027 planned for July of 2027. Sources and uses of funds for the program two-year planning period discussed in this IUP are summarized below (See Appendix H: SRF Cash Flow Model for more information).

A. CWSRF SOURCES AND USES OF FUNDS TABLE - Base Program

(March 31, 2026 Estimate)

SOURCES OF FUNDS	
Cash and Unexpended Prior Grants	\$70,981,597
EPA FFY 2026 Capitalization Grant	\$3,653,000
State FFY 2026 Match	\$730,600
Estimated FFY 2027 Capitalization Grant	\$3,653,000
Estimated State FFY 2027 Match	\$730,600
June 15, 2026 Loan Repayments	\$8,853,371
SFY 2027 Loan Repayments	\$17,948,433
SFY 2028 Loan Repayments	\$18,130,177
2-Year Projected Interest on Fund Balance	\$1,500,000
Transfer from the DWSRF	\$15,000,000
TOTAL	\$141,180,778
USES OF FUNDS	
Match Bond Payment FFY 2026 - Base	See Admin Cash Fund
Match Bond Payment FFY 2026 - IIJA	\$2,150,000
Match Bond Payment FFY 2027 - Base	\$730,600
SFY 2027 Engineering Administration	\$146,120
SFY 2028 Engineering Administration	\$146,120
Current Loan Obligations	\$97,242,225
GPR Funding FFY2026/2027 - Base	\$730,600
Priority Funding List - Base	\$31,054,513
SFY 2026 Planning List Loans	\$8,250,000
TOTAL	\$141,180,778

Thirty-seven thousand (\$37,000) was withheld from the State grant allocation and awarded separately for 604(b) water quality planning.

B. CWSRF SOURCES AND USES OF FUNDS TABLE – IIJA General Program

(March 31, 2026 Estimate)

SOURCES OF FUNDS	
EPA FFY 2026 Capitalization Grant	\$12,601,000
State FFY 2026 Match	\$2,520,200
TOTAL	\$15,121,200
USES OF FUNDS	
SFY 2027 Engineering Administration	\$504,040

GPR Funding FFY 2026/2027 - IJA	\$1,260,100
Priority Funding List - IJA	\$13,357,060
TOTAL	\$15,121,200

One hundred and twenty-seven thousand (\$127,000) was withheld from the State grant allocation and awarded separately for 604(b) water quality planning.

C. CWSRF SOURCES AND USES OF FUNDS TABLE – IJA EC Program
(March 31, 2026 Estimate)

SOURCES OF FUNDS	
EPA FFY 2026 Capitalization Grant	\$1,088,000
TOTAL	\$1,088,000
USES OF FUNDS	
FFY 2026 Transfer to DWSRF	\$1,088,000
TOTAL	\$1,088,000

Eleven thousand (\$11,000) was withheld from the State grant allocation and awarded separately for 604(b) emerging contaminant water quality planning.

D. SOURCES AND USES OF ADMINISTRATION FUNDS TABLES
(March 31, 2026 Estimate)

SOURCES OF FUNDS	
Cash Balance	\$950,684
June 15, 2026 Fee Receipts	\$554,150
SFY 2027 Fee Receipts	\$1,065,527
SFY 2028 Fee Receipts	\$997,610
2-Year Projected Interest on Fund Balance	\$100,000
TOTAL	\$3,667,971
USES OF FUNDS	
Program Administration SFY 2026/2027	\$1,380,152
Program Administration SFY 2028	\$1,126,204
Planning Grants SFY 2027	\$0
FFY 2026 Cash Match	\$1,100,800
Emergency Grants SFY 2027	\$0
EST. ADMIN CASH FUND BALANCE	\$60,815

Note: The Administration Cash Fund may also be used for unanticipated disbursements of Forgiveness assistance in accordance with CWSRF State Statute.

Administration Costs (4%) - The maximum annual amount of CWSRF funds (not including any fees collected that are placed in the fund) that may be used to cover reasonable costs of administering the fund is the greatest of the following:

1. \$400,000; or
2. 0.2% of the current valuation of the fund; or

- An amount equal to 4% of all grant awards received by the State CWSRF less any amounts used in previous years to cover administrative expenses.

For SFYs 2027 and 2028, the program will allocate 4%, for such activities that include: program costs for DWEE for day-to-day program management activities, other costs associated with debt issuance, financial management, consulting, and engineering services necessary to provide a complete program. Administrative costs are mostly paid out of the Administration Cash Fund for the year, with the exception of some engineering costs. In addition, the program is relying on the Northbridge loan and grant tracking software for the administration of funds from both SRFs.

Technical Assistance (2%) – Up to an amount equal to 2% of the annual capitalization grant may be used to aid state, regional, interstate, or municipal entities to provide technical assistance to rural, small, and tribal POTWs.

The below is a tabled breakout of the administration and sampling costs from the grants.

Funding - FFY	Base Program	IIJA-General Program	IIJA Emerging Cont.
Administration - 2026	\$146,120	\$504,040	\$0
Administration - 2027	\$146,120	\$0	\$0

The following is the 2% – Reserved Authority:

2% – Reserve Authority	Amount
FFY 2022 Cap Grant – IIJA General	\$182,060
FFY 2024 Cap Grant – IIJA General	\$232,640
FFY 2025 Cap Grant – IIJA General	\$252,020
FFY 2026 Cap Grant – IIJA General	\$252,020
Total Reserved Authority	\$918,740

For the additional subsidization required by the Federal Fiscal Appropriation, the CWSRF will disburse the minimum 20% required but intends to provide the maximum of 30% in loan forgiveness funding from the FFY 2026 grant to maintain continuity with the IIJA funding requirements of exactly 49%. Historical unused additional subsidization authority per the November 2022 *Policy Change Regarding Additional Subsidization and Closeout of SRF Capitalization Grants* memorandum, as of May 9, 2023, was established at \$3,120,365, with \$2,214,250 remaining as of March 31, 2026. From that total, up to \$1,400,000 will be blended into the Base and IIJA General funding to maintain continuity of forgiveness assistance for all traditional CWSRF projects. This will also result in funding percentages equal to the DWSRF program. Forgiveness assistance will be provided at the time a disbursement request is processed.

Base Maximum Allowable, IIJA Required and Historical Unused Subsidization Authority

Fiscal Year	Base Program	IIJA-General	Historical (Opt.)	IIJA EC
2026	\$1,095,900	\$6,174,490	\$700,000	\$1,088,000
2027 (Estimated)	\$1,095,900	N/A	\$700,000	N/A
Total		\$9,766,290		\$1,088,000*

*IIJA EC Funds to be transferred to DWSRF

Additional loan forgiveness in an amount not to exceed 65% of the revenue from administrative fees collected in the prior fiscal year may be provided in SFY 2027 from the Administration Cash Fund, most notably if a state source of forgiveness funding is required for a project. All levels of forgiveness will initially be reported in the Finding of No Significant Impact Statement (FNSI) or Categorical Exclusion (CatEx), whichever is issued for a project, before the loan agreement is signed.

II. LONG-TERM AND SHORT-TERM GOAL STATEMENTS FOR THE CWSRF PROGRAM

The overall goal of the CWSRF is to assist municipalities in protecting the health and welfare of Nebraskans by helping to ensure the waters of the state are protected through the provisions of the CWA.

A. Long-Term Goals

1. Manage the Nebraska CWSRF Program to fund projects which protect and improve the public health of the citizens of the state, and to ensure its revolving nature is assured in perpetuity, including an evaluation of the rate setting policy. To request EPA capitalization grants and obtain state match, along with allocating recycled funds to projects, in a timely manner.
2. Protect and improve Nebraska's water resources, the environment, and human health by providing affordable funding for eligible clean water projects.
3. Attend workshops/conferences and meet with municipalities, consultants, and other stakeholders to present the program to the public as well as identify potential projects and obtain stakeholder input regarding modifications to the program.
4. Spur the incorporation of natural or nature-inspired infrastructure concepts and energy recovery, production, and conservation in funded projects through adjusted interest rates and grant opportunities.
5. Annually prioritize potential projects in Nebraska according to the greatest public health and environmental health concerns being addressed and their readiness to proceed with construction and implementation. Allocate available funds to projects in a timely manner.
6. Pursue the development of a mechanism to evaluate and prioritize the most appropriate affordable and established, state, regional, and/or watershed solutions that address both point and nonpoint source water pollution problems.
7. Continue working with the other federal, state, and local programs to provide affordable financing for municipal pollution prevention and control projects.

B. Short-Term Goals

1. Review SRF funding mechanisms/alternatives to determine if an alternative would result in providing greater benefits to more municipalities.
2. Target available loan funds to high priority needs in order to incentivize construction of the highest impact water quality and/or human health improvement projects by providing the best funding assistance available.
3. Pursue public and private sector partnership by assisting in collaboration between municipalities and industry.
4. Appraise and further develop the Assessing Wastewater Infrastructure Needs (AWIN) program to ensure accurate information is being utilized in determining municipality assistance and calculation of their sustainability risk to properly implement affordability criteria.
5. Implement and closeout all requirements of IJJA funding.

III. METHODS AND CRITERIA FOR DISTRIBUTION OF FUNDS

Nebraska's proposed distribution of available funds is determined by use of the following steps:

1. Prepare the CWSRF Project Priority Planning List (Appendix B1) in accordance with Title II Section 216 of the CWA, that noted within the Priority Ranking System (Appendix A1);
2. Use the Project Priority Planning List to identify the potential projects for placement on the Priority Funding List;
3. Develop the CWSRF Capitalization Grant Payment Schedule which will provide resources for making timely binding commitments to the projects selected for assistance;
4. Provide for a process to add projects to the Project Priority Funding List and to bypass projects on the Funding List; and
5. Fund projects by disbursing 100% of match funds prior to withdrawing federal capitalization funds.

A. Project Priority Planning List Preparation

A needs survey will be performed in every even program year. With the carried forward surveys for SFY 2027, the DWEE ranked 353 projects with just over \$1.38 billion in needs.

Projects identified during the needs survey process are ranked in accordance with the priority ranking system (Appendix A1) and placed on the Project Planning List (Appendix B1). Priority ranking is completed in April. Projects submitted during the IUP public notice period may be added to the Planning List in the IUP hearing by the EQC but will be ranked with zero points; therefore, only eligible for funding after the bypass dates.

B. Identify Potential SRF Projects

Willingness of a municipality to participate in the CWSRF program and readiness to proceed are important considerations for funding; therefore, the Priority Funding List of projects is not identical to the ranking order of the Project Priority Planning List. All other projects included in Appendix B1 are considered on the Project Priority Planning List. This includes potential projects with lower priority or projects that may not be ready to proceed until later in the year.

Up to three Project Priority Funding Lists may be established which show the name of the municipality; permit number or other applicable enforceable requirement(s), if available; the type of financial assistance; and the projected amount of eligible assistance. The initial table is for traditional CWSRF funding for which projects are shown that address both the Base and IJA General programs. The next is the GPR Priority Funding List that shows projects which may qualify. No less than 10% of the federal grant amount must be used for natural or nature-inspired infrastructure projects. CWSRF Section V(D) of this IUP provides additional information for GPR. The last table would be for Emerging Contaminant projects, but for Nebraska presently those only address manganese in drinking water, thus an inter-program transfer of funds from the CW to DWSRF is necessary.

The CWSRF Sources and Uses of Funds table identifies funding from the FFY 2026 Capitalization Grant and anticipated funding for FFY 2027. These lists are sized to obligate anticipated FFY 2027 funding if provided before the next IUP cycle.

The process for the allocation of funds among potential CWSRF projects is:

1. Potential project sponsors are identified and contacted to determine project timing and level of interest in SRF funding. Those municipalities expressing a serious interest in proceeding under the

SFY 2027 program are then asked to provide information regarding specific project scope, project timing, and funding needs, and are then tentatively listed for funding;

2. The sources and uses for the program funds are identified. The available funds are allocated to potential SRF projects for the Priority Funding List until full allocation is reached, in priority order. Potential projects that are not quite ready to proceed, or of lower priority, are placed on the Project Priority Planning List. Similarly, projects eligible for the GPR Priority Funding List; and
3. The IUP that includes the Project Priority Funding Lists is placed on public notice, then submitted to, with comments from the public received, and approved by, the EQC in a public hearing process.

C. Develop CWSRF Capitalization Grant Payment Schedule

In order to prepare a payment schedule for receiving capitalization grant funds from EPA, binding commitment projections were made (e.g., signed loan contracts). The information in the CWSRF IUP Priority Funding List was used to determine the payment amounts. The following table shows the estimated EPA Capitalization Grant Payment Schedule.

1. CWSRF CAPITALIZATION GRANT PAYMENT SCHEDULE TABLE

Program Funding Cap Grant Year	SFY 2027 1Q FFY 2026 4Q	SFY 2027 2Q FFY 2027 1Q	SFY 2027 3Q FFY 2027 2Q	SFY 2027 4Q FFY 2027 3Q	SFY 2028 1Q FFY 2027 4Q
FFY 2026 - Base	\$3,653,000				
State Base Match	\$730,600				
FFY 2026 – IIJA General	\$12,601,000				
State IIJA General Match	\$2,520,200				
FFY 2026 – EC	Transfer to DW				
FFY 2027 - Base					\$3,653,000
State Base Match					\$730,600

Notes: Match will be deposited into the Fund before the State receives capitalization grant payment from EPA.

D. Develop Disbursement (Outlay) Schedule for CWSRF Program Projects

EPA uses this schedule along with the schedules from the other states’ programs to project their own cash flow needs. The actual binding commitment (a signed loan contract) will include an anticipated outlay schedule. Schedules from all projects are cumulated to project the CWSRF’s total cash flow needs. The CWSRF will disburse 100% of the required state match prior to any federal drawdowns from the Base and/or IIJA General funded projects.

E. Bypass Date and Changes to Funding List

The DWEE employs a bypass date for funding of projects. Following the approval of the SFY 2027 IUP by the EQC, the CWSRF will use October 1st as the Bypass Date to help obligate available funds for clean water projects. Projects on the Priority Funding List will have funding reserved until the October 1st bypass date. Loans for funds in capitalization grants received by the program must be signed within one year of receipt of the grants. Therefore, after the bypass date, DWEE will provide financial assistance, subject to availability of funds, to the highest priority projects that are ready to proceed from the Priority Funding List, the Priority Planning List, or any entity identified in this IUP. Dependent upon the ability to fulfill grant equivalency conditions, preference for awarding forgiveness assistance may be given first to those bypass projects that meet the program’s Architectural and Engineering (A/E) procurement requirements.

Amendments to existing loans can be closed at any time under the original loan agreement terms; however, that may or may not apply to interest rates. Environmental or public health emergency projects may not be held to the bypass date at the discretion of the DWEE Director.

All SRF projects are required to have a National Environmental Policy Act (NEPA)-like review done prior to any funding. This is done through the issuance of a CatEx or FNSI. Projects that have been issued a CatEx or FNSI, but will not be able to close a loan prior to the end of SFY 2026, will be considered “in progress”. Projects in progress in SFY 2026 will be able to close loans, under the terms noted in the SFY 2026 IUP, unless the SFY 2027 funding list or bypass criteria provide better financing alternatives before that date. The binding commitment will expire at the end of SFY 2029. The municipality may request an extension of one year for the binding commitment if unexpected circumstances occur and prevent the municipality from closing the loan.

As authorized by Nebraska Revised State Statute §81-15,153, the Director may suspend the provisions of the IUP and prioritize available funds to meet critical environmental and/or public health needs resulting from a natural or manmade disaster requiring the activation of the State Emergency Operations Plan, or to meet the requirements of funds that are available to the program unexpectedly.

Nebraska, like much of the United States, has wastewater infrastructure needs related to aging pipes, failing and inefficient treatment plants, and/or soaring energy costs. Two-thirds of Nebraska’s municipalities are losing population while seeing the existing population age, making them less capable of handling the expense of large wastewater treatment projects. New water quality discharge requirements, such as lower ammonia limits, have put even more pressure on Nebraska’s small systems to update their systems. Today, many of the wastewater projects being planned and built make use of newer technology which could reduce operation and maintenance costs and/or energy needs, especially for small systems. With these facts in mind, Appendix B1-a is included in the IUP; it lists municipalities that may still have undocumented needs. Being included in this IUP and on this list does not mean the municipality will need, seek out, or receive funding from the CWSRF; but it does recognize the municipality’s possible future needs.

IV. ADDITIONAL INFORMATION AND REQUIREMENTS

A. Administrative Fees

This fee is calculated on a semiannual basis and billed when loan principal and interest payments are due. The fee will be applied to all loans in accordance with Title 131 and the loan agreement. The fee is deposited into an account separate from the CWSRF accounts and is used for administrative costs, including state match. The Administration Cash Fund may be used for loan forgiveness and/or planning grant funds.

An annual fee of up to 1% may be charged against the outstanding principal on construction loans, and up to 0.5% for planning loans, to meet long-term administrative costs. These fees are not included in the loan principal. Fees collected in addition to principal and interest, which are not deposited as loan repayments, are considered “income received by the grantee” or “program income”, and will only be used for such purposes.

Fiscal Year - 2026	Base Program	IIJA-General
Program Income	\$127,855	\$321,326

An annual administrative fee of 0% may be applied to loans made for emergency projects as defined by Nebraska Administrative Code, Title 131, *RULES AND REGULATIONS FOR THE WASTEWATER TREATMENT FACILITIES AND DRINKING WATER CONSTRUCTION ASSISTANCE PROGRAMS* (Title 131), that serve as bridge financing while a borrower awaits to receive funding from other sources, such as the Federal Emergency Management Agency (FEMA). Loan contracts may also establish that if other funding sources cannot be secured, the administrative fee may be adjusted up to 1.0% annually.

Administrative fees can be used to accomplish the long-term and short-term goals of the CWSRF program and for other eligible water quality related purposes. In addition, the fee on a loan made from leveraged

bond proceeds may be set to reflect the cost of issuing bonds and management of the leveraged loan portfolio. Fees will be assessed on a semi-annual basis and billed at the same time invoices for principal and interest rates are mailed.

B. CWSRF Market Loan Rates

The CWSRF market loan rate determination procedure is described in Title 131 regulations. Rates will be determined from 50 percent of the average of the 10 and 30-year Municipal Bond rates, rounded down to the nearest even ten basis point level, at the start of each quarter. For this IUP, there will be a split between both rate and fee, with a minimum combined range of no less than 1.5% and no more than 2.5%.

Projects which incorporate eligible GPR components may receive a deduction of up to 0.50% annual interest rate depending upon the percentage of project that is GPR eligible. Loans made for emergency projects that serve as bridge financing while a borrower awaits to receive funding from other sources, such as FEMA, will have an annual interest rate of 0%. The market rate for Planning Loans will be set at 0% for the SFY 2027 IUP, with fees remaining at 0.5%. Further, should the planning loan recipient return to the program for a construction loan, an additional subsidy of loan forgiveness up to the final Planning Loan awarded, may be added to the construction loan.

As an effort to continue to create jobs and generate new businesses, the DWEE may offer incentives for economic development through reduced interest rates. The DWEE Director may adjust the market rate of interest in response to changing public finance market conditions. The actual interest rate charged on each loan will be determined under the procedures described in Appendix C.

C. Terms

The term limit of all financial assistance will be established by the DWEE and borrower in accordance with federal and state regulations, up to a maximum of 30 years, and cannot exceed the expected life of the project. Planning Loans will have a term of up to a maximum of five years.

Repayment of loans will generally be made from a level payment amortization schedule with full amortization within the allowed maximum term of the initiation of operation. Loan recipients may request stepped payments or terms less than the maximum allowable term limit. Loan recipients may make payments early and in excess of their payment schedule. No prepayment is allowed within the first ten years of the loan if the loan recipient has received Loan Forgiveness and/or a Grant unless the borrower receives additional assistance from another funding source. Principal and interest schedules will be adjusted accordingly.

D. Financial State of CWSRF

March 31, 2026 Estimate

The CWSRF has \$88,860,192 in outstanding loans and \$8,382,033 in loan and forgiveness obligations. Administrative expenses are paid out of fees charged on loans. Loan fees are deposited in the CWSRF Administration Cash Fund. The program collected \$1,119,759 fees in SFY 2025, and expended \$1,082,472. The Administration Cash Fund balance is \$950,684. Administrative Fee collection in SFY 2027 will be at least \$1,065,527. Expenditures will go up but impacts will be limited with reliance on the 4% administration allotment.

Capitalization grants from federal appropriations provided prior to FFY 2023 are entirely expended. The 2% and 4% allowabilities from future grants will be used as described in Part I of Section II of CWSRF Sources and Uses of Funds. Balances are shown in the following table.

1. Balances Table

CAPITALIZATION GRANT	2% TECH. ASST.	4% PROG. ADMIN	LOANS	BALANCE
2023-IIJA General	\$9,673	\$0	\$0	\$9,673
2024	\$60,720	\$0	\$0	\$60,720
2025	\$0	\$249,875	\$4,661,138	\$4,911,013
2025-IIJA General	\$0	\$0	\$7,830,770	\$7,830,770

E. Refinancing

Refinancing allows wastewater treatment works debt, including previous SRF loans, to be refinanced if the debt was incurred after March 7, 1985. Debt that was not previously financed by the CWSRF must have followed all of the SRF requirements in place at the time a project was constructed. The refinanced interest rate and administration fee will be at the current rates identified in this IUP. Refinanced projects will not be eligible for Loan Forgiveness or Grants and may only refinance once every 10 years, with exceptions only on a very limited basis. The term length will not exceed the maximum eligible term from the initiation of operation and there must be at least ten years of payment left to refinance a loan. For this IUP, refinancings may be limited to only municipalities that can show serious financial hardship criteria, including but not limited to being in a persistent poverty county, having a high SVI factor, or other factors deemed appropriate by the Department.

F. Water Quality Planning

Section 604(b) of the CWA provides for \$100,000 or 1% of the CWSRF allotment, whichever is greater, to be used to carry out water quality management planning under Sections 205(j) and 303(e) of the CWA. Section 604(b) funds are provided through a grant application process separate from the capitalization grant process. The CWA Amendments of 1987 amend Section 205(j)(3) and direct the State to consider allocating up to 40% of the allotment to regional public comprehensive planning organizations and appropriate interstate organizations unless the Governor, with approval of the EPA Regional Administrator, agrees that less than 40% should be allocated.

The DWEE has notified appropriate organizations of the pass-through provision. The Department received no applications from appropriate organizations for water quality planning. The 205(j)(1) funds will be used for water quality planning on a statewide basis by the Department. The Governor has submitted a proposal to the EPA Region VII for allocation of these resources.

G. Emergency Loan Assistance

The Department will consider applications for emergency loan assistance in the case of catastrophic failure of existing facilities, causing an environmental or public health threat, or for unexpected threats of contamination in accordance with Title 131. The DWEE may provide funding for emergency projects at any time, subject to availability of funds and aside from the adopted Priority Funding and Planning Lists. Such financing shall not be used for routine maintenance of facilities.

For emergency assistance, eligible recipients will notify the Department of the need for emergency assistance. The notification must include the nature of the threat or failure, potential environmental or public health threat of the emergency, and a complete description of the proposed remedial measures.

H. Amendments to the IUP

Amendments to the IUP may be adopted by the EQC after a public notice and comment period.

DWEE may vary from the IUP without additional public participation when/if:

- It is determined to be minor; or
- It is in line with the bypass provisions; or
- An emergency assistance need is realized; or
- Unanticipated additional funds become available for loans and grants, such as a reallocation of funds.

Any changes such as these may be reported in the Annual Report to EPA.

I. Delinquent Payment Penalty and Penalty Interest

Payments will be considered delinquent if not received within 15 days of the due date and will be assessed with a 5% administrative penalty. Penalty interest will accrue at the rate of 1% per month of the amount of such delinquent payment from and after the due date until it is paid. One-time exceptions will only be granted on a very limited basis.

J. Audits and Reporting, EPA, and Environmental Requirements

Nebraska's CWSRF program is committed to transparency and accountability. To that end, program information noted in IUPs, Annual Reports, and other program materials are available upon request or through DWEE's [Publications, Grants and Forms page](#), and DWEE's [Public Records Request page](#), respectively. Project milestones and information are reported to EPA through the Clean Water SRF Data System. An independent audit is conducted annually by the State Auditor of Public Accounts office, available at the [Nebraska Auditor of Public Records page](#). Finally, all projects with estimated costs of \$30,000 or greater that receive federal funds are subject to reporting under the Federal Funding Accountability and Transparency Act (FFATA). Beginning with the FFY 2011 Capitalization Grant, FFATA ensures that the public can access information on all recipients through <https://www.usaspending.gov>.

All potential CWSRF funded projects receiving loans from funds directly made available by capitalization grants must comply with the federal "cross-cutting" authorities, which are Federal laws and authorities that apply by their own terms in Federal financial assistance programs. The June 10, 2014, CWA amendments added an Architectural/Engineering (A/E) procurement requirement beginning October 1, 2014. A/E Services, as defined in the amendments and guidance, include feasibility studies, preliminary engineering, design, engineering, mapping, surveying, and construction management. If federal funds are utilized for projects that do not have A/E contracts or A/E contracts funded by the CWSRF, then nothing is required beyond reporting this in the IUP and Annual Report.

A NEPA-like environmental review process is required of all loans. The review will be conducted in accordance with 40 CFR 35.3140(b)(1) through (5) to ensure compliance with the CWA, Section 511(c)(1). The process culminates in the issuance of a FNSI or a CatEx for each potential CWSRF project prior to closing on loan contract documents. The FNSI and CatEx serve as the SRF's commitment to fund a project with current loan terms; however, the funding commitment may expire one year after the document is issued unless a longer time frame is identified. Additionally, the FNSI or CatEx expire five years after the date of issuance as in accordance with the NEPA-like provisions.

All projects are required to undergo a State Environmental Review Process, and are required to comply with the following laws). All projects are required to comply with the following laws.

- * Title VI of the Civil Rights Act of 1964, as amended,
- * Section 504 of the Rehabilitation Act of 1973,
- * The Age Discrimination Act of 1975,
- * Title IX of the Education Amendments of 1972, and
- * Section 13 of the Federal Water Pollution Control Act Amendments of 1972.

The June 2014 CWA amendments codified the Davis-Bacon wage determination beginning October 1, 2014. It requires the application of Davis-Bacon prevailing wage rates to all wastewater treatment work projects funded in whole or in part by the CWSRF. Davis-Bacon applies to construction contracts over \$2,000 and their subcontractors (regardless of subcontract amount). To ensure compliance with these requirements, DWEE will verify that the correct wage determinations are being included in the bid specifications and/or construction contracts. DWEE will also aid recipients with the specific EPA Davis-Bacon contract language that is to be included in bid specifications and/or contracts and forms for the recipient to document compliance with the Davis-Bacon provisions from a review of weekly payrolls. Davis-Bacon requirements only apply to projects that are considered treatment works and therefore will not apply to projects that are not defined as a treatment work.

The June 10, 2014, CW amendments include an "American Iron and Steel (AIS)" requirement that required the CWSRF assistance recipients to use iron and steel products that were produced in the United States for projects for the construction, alteration, maintenance, or repair of a PWS or treatment works if the project was funded through an assistance agreement executed after that date. AIS only applies to projects that are considered wastewater treatment works and therefore will not apply to projects that are not defined as a treatment work.

The June 2014 CW amendments also included the A/E procurement, Fiscal Sustainability Plan, Cost and Effectiveness analysis, and a requirement to establish Affordability Criteria. Fiscal Sustainability Plans apply to the repair, replacement, and/or expansion of a treatment work project whose application was received on or after October 1, 2014. A Fiscal Sustainability Plan describes how a wastewater treatment facility owner will fund the creation, acquisition, operation, maintenance, rehabilitation, and disposal of assets to meet an owner's established level of service with the least overall cost from startup, operation, and end of life. The plans must include energy and water efficiency improvements. The Cost and Effectiveness analysis applies to all eligible recipients who submit an application on or after October 1, 2015. A Cost and Effectiveness analysis evaluates the design approaches that meet an owner's performance requirements while maximizing the potential for water and energy efficiency to an extent practicable. The Affordability Criteria had to be established by September 30, 2015, to assist in identifying municipalities that would experience a significant hardship raising revenue necessary to finance a project. The criteria must include income, unemployment data, population trends, and other data determined relevant by the Department. The criteria and procedures are described in Section V(C) and Appendix E.

The Infrastructure Investment and Jobs Act of 2021 (Public Law 117-58) includes a "Build America, Buy America" requirement for CWSRF assistance recipients to use iron & steel and manufactured products, along with construction materials, that are produced in the United States for projects for the construction, alteration, maintenance, or repair of a PWS or treatment works.

Federal cross cutting authorities, FFATA requirements, A/E procurement, signage for Base projects, signage IIJA General projects (i.e., equivalency, additional subsidization loans), the prohibition on certain telecommunication and video surveillance services or equipment (Public Law 115-232), and sub-recipient monitoring requirements associated with the receipt of more than \$1,000,000 in federal funds from any source during the fiscal year may be assigned to several projects where an equivalent amount of the capitalization grant is disbursed. Due to IIJA funding requirements, it may be required that the vast majority of proposed loans will need to meet these requirements. However, if as reported, EPA continues to permit equivalency for all new legally required IIJA program elements, for this IUP cycle the municipalities of Greeley, Long Pine, Nebraska City, Ogallala, Oshkosh, Shickley, St. Edward and Valentine will be equivalency targets for these requirements. And those municipalities may be eligible for a twenty basis point borrowing rate reduction as a result. Should final EPA guidance not permit the above, limited exceptions may be allowed whenever a loan only project satisfies a portion of the Base program equivalency requirement. Under those exceptions, ready to proceed projects for small municipalities with the greatest AWIN scores will not be subjected to equivalency requirements.

K. Transferring Authority of funds between the CWSRF and DWSRF

Section 302 of the SDWA Amendments of 1996 authorized the transfer of funds between the CW and DW SRFs. The rules governing the transfer of funds limit the dollar amount a state can transfer to no more than 33% (thirty-three percent) of a DWSRF capitalization grant. As funding is available and as needs arise, the Department can transfer loan funds with the approval of the EQC in accordance with Section II, Part I. DWSRF SOURCES AND USES OF FUNDS of this IUP. Transfers between the two funds may improve the lending capacity of one or both SRFs. Nebraska Revised State Statutes §71-5318 and §81-15,153 provide Nebraska's legal authority to implement this transfer of funds and, with the approval of this IUP, the Department intends to make such a transfer between the programs in SFY 2027, the CWSRFs EC allotment to the DWSRF. A cash flow model was established wherein up to \$15,000,000 of cash from the DWSRF repaid funds account can be transferred to the CWSRF, projected to be transferred in SFY 2027. Due to the size of the scheduled DWSRF IJA allotments, there will be no long-term impact on the DWSRF should the cash transfer occur.

V. CWSRF ADDITIONAL SUBSIDIZATION

A. Project Planning Activities and Report Grant

The Department is placing a hold on Project Planning Activities and Report (PPAR) grants and other financial assistance under this section until funds are available. Additional funds may be provided dependent on the availability of funds and demand for planning assistance. PPAR Grants are intended to provide financial assistance to POTWs for Preliminary Engineering Reports (PERs) for projects seeking funding through the Water Wastewater Advisory Committee (WWAC) common pre-application process. The WWAC Common Pre-application is provided in Appendix E. Any award of such a grant to a municipality shall contain a requirement that the PER be submitted to the DWEE for review and approval. PPAR grants shall be awarded to a municipality from the following criteria:

1. Projects that would address a Letter of Noncompliance, Administration or Consent Order.
2. All remaining municipalities. From needs survey and other pertinent information, the eligibility within this category will be made from a committee evaluation process. In the Department, two members each from the Compliance, Engineering and SRF Sections, will form the committee headed by the SRF Section Supervisor. All prospective grant candidates will be determined from a ranked choice basis, with the recommended grant recipients needing final approval from the Division Administrator.

To qualify for a PPAR grant, a municipality must meet the following criteria;

1. The project must be listed on the CWSRF IUP Priority Planning List;
2. The applicant must be a political subdivision with a population of 10,000 or fewer inhabitants which demonstrate serious financial hardship.
3. Municipalities must also not have received a PPAR grant in the previous five years.

PPAR grants may be provided for up to 90% of the eligible project cost. The Department will limit the maximum amount of PPAR grant funds to \$20,000 per project. Grants shall be awarded to municipalities from the following:

The Department may also provide financial assistance through a PPAR grant for projects to investigate low-cost options for achieving compliance with the CWA and conduct other studies for the purpose of improving the ability of municipalities to meet the requirements of the CWA.

B. Emergency Assistance

The Department has the authority to provide Emergency Grant funding from the Administration Cash Fund. The Department will consider applications for emergency grants, subject to the availability of funds, to a municipality with wastewater treatment works which has been damaged or destroyed by natural disaster or other unanticipated circumstances. Such grants will not be used for routine maintenance of facilities.

The municipality shall notify the Department of the need for emergency assistance by completing and submitting a report which: 1) Describes the type of emergency; 2) Provides a complete description of the proposed remedial measure; and 3) Includes the estimated cost for the proposed remedial measure.

The Department may consider financial capability of a municipality in authorizing an emergency grant. A grant or a grant and loan combination may be offered. The loan portion of the grant and loan combination will be subject to the administrative requirements for other loans governed by Title 131, State Statute, and Federal Regulations.

C. Loan Forgiveness

Federal regulations also require states to develop affordability criteria to assist in identifying applicants that would have difficulty financing projects without additional subsidization. The criteria are from income, unemployment data, population trends, and other data determined relevant by the State. The Department chooses to provide additional subsidization in the form of loan forgiveness to qualifying municipalities that meet the requirements described in Appendix E. Loan recipients who receive loan forgiveness will not be required to repay on the portion that is considered forgiven, and the loan contract will provide further details on the terms and conditions. At the time of the loan signing, all current IUP conditions are in effect and past IUP conditions are not available to the loan recipient unless directly specified.

Loan Forgiveness will typically be made available for municipalities of populations of 10,000 or less and are considered a financial hardship demonstrating an AWIN sustainability risk category of “moderate” or “high”. Municipalities that are not listed in AWIN, or have a score other than “moderate” or “high”, may submit to the DWEE documentation sufficiently demonstrating financial hardship and a request to be considered eligible for loan forgiveness. The SRF program will review and approve or deny requests made. The percentage of eligible loan forgiveness is dependent on population.

D. Green Project Reserve (GPR)

To the extent there are sufficient eligible project applications, not less than 10 percent of the funds made available shall be used for projects to address natural or nature-inspired infrastructure, water or energy efficiency improvements, or other environmentally innovative activities. This is termed the GPR. Natural or nature-inspired infrastructure projects for possible funding include the following: Long Pine and St. Edward. Should the above-mentioned projects fail to proceed or qualify as natural or nature-inspired infrastructure, the Department will make a continued effort to solicit additional qualifying projects. Every effort will be made to meet the 10% reserve amount during this IUP cycle. Projects containing eligible natural or nature-inspired infrastructure may receive up to a 0.50% reduction in interest rate to incentivize incorporation of GPR eligible infrastructure.

E. Sewer Overflow and Stormwater Reuse Municipal Grants (OSG) program

Urban stormwater is a significant source of water pollution and can be a potential public health concern. Stormwater can collect various pollutants including trash, chemicals, oils, and dirt/sediment and convey them to nearby waterways. When mixed with domestic and industrial wastewater in combined sewers, stormwater can also contribute to combined sewer overflows during heavy storm events. Managing runoff remains a complex environmental challenge across the country. Many municipalities often face financial challenges trying to correct these issues given the costs to construct, operate, and maintain the infrastructure. This grant program will provide funding for critical stormwater infrastructure projects in municipalities including combined sewer overflows (CSO) and sanitary sewer overflows (SSO).

The OSG program requires that at least 25% of the funds are awarded to rural or financially distressed communities. That award comes with up to a 20% local cost share match, that the CWSRF may offer in the form of a loan with a 50% grant from the CWSRFs Administration Cash Fund, should those funds be available.

VI. LEVERAGED OR POOLED BOND ISSUES

Many communities are anticipating large capital expenditures associated with combined sewer separation, storm sewer, interceptor sewers, wastewater treatment plant upgrades, and nonpoint source control projects in SFY 2027 and beyond. Many of these projects are listed in the IUP. The Department proposes to have the ability to borrow funds through Nebraska Investment Finance Authority (NIFA) bond issues by leveraging the existing Clean Water State Revolving Loan Fund. The CWSRF fund has a ~\$17 million annual revenue stream capable of securing leveraged bond issues, in addition to repaying the required 20% match bonds issued by NIFA. The Department is required to obtain EQC authorization prior to NIFA issuance of any leveraged bonds.

Leveraged bonds may be issued for any municipality or municipalities with eligible needs that meet program requirements but are otherwise unable to obtain loans due to availability of funds or their position on the priority list. Each leveraged bond will be a dedicated issuance. The loan or loans made out of the proceeds from a leveraged bond will be drafted for repayment of that issuance. The revenue from all of the other loans in the program may be used as a credit or supplemental pledge to improve the bond rating and lower interest rates on the leveraged bonds.

The interest rate charged to municipalities included in the leveraged pool will be off of the leveraged bonds issuance rates. Also, the cost of issuance, as well as the cost of administration, will be considered in assessing administrative fees on these loans. The program has been considering leveraging and reserves the right to leverage in SFY 2027. Should this occur, the capitalization grant agreements for both programs will be amended and an opinion obtained from the Attorney General to confirm that state law permits cross-collateralization of the SRF programs. Cross-collateralization allows funds from one SRF program to be used to secure the other from revenue shortfalls, and would be necessary should leveraged bonds ever be issued.

VII. SOURCE WATER PROTECTION AREA and WATER METER PROJECTS

Projects associated with Source Water Protection areas are qualified for funding under nonpoint source eligibilities and may be included in the CWSRF priority lists. In addition, projects for Source Water Protection areas, which may be funded through the Source Water Protection set-aside under the DWSRF Program, are noted in the DWSRF Planning Priority List. Source Water Protection area projects need not be listed on the CWSRF priority lists to be eligible for funding. The CWSRF will consider funding Source Water Protection area projects from the DWSRF planning list after the CWSRF October 1st bypass date, and subject to availability of funding.

Similarly, the CWSRF program has funded drinking water meter projects out of the DWSRF planning list of projects under the GPR. Water meter projects are eligible under the CWSRF, and several have been funded incidental to larger CWSRF funded projects. The CWSRF program will consider funding water meter projects from CWSRF GPR funds after the CWSRF bypass date of October 1st, dependent on the availability of funds.

VIII. LINKED DEPOSIT PROGRAM

This program is available to public or private entities for the construction, rehabilitation, and improvement of eligible nonpoint source control systems. The CWSRF will partner with eligible lending institutions that will provide low interest loans to borrowers. Under a linked deposit loan program, the State agrees to deposit funds into an account with the eligible lending institution and the lending institution agrees to provide a loan to a borrower at a reduced interest rate below common market rates. No more than \$2,000,000 shall be

used for the Linked Deposit Program, if funded in SFY 2027. The \$2,000,000 is not part of any set-aside; thereby if these funds are available, they may also be used for CWSRF loans. The type of nonpoint source control system projects include:

1. Onsite Wastewater Projects – Projects for onsite wastewater and private septic systems. This can include new onsite systems or the repair/replacement of an existing one.
2. Local Water Protection Projects – Projects include best management practices for nutrient control and other practices that have an environmental benefit.
3. Livestock Water Quality Facilities Projects – Projects include assisting livestock producers with manure management plans, structures, equipment, and more. Eligible borrowers include facilities not requiring a National Pollutant Discharge Elimination System (NPDES) permit. Linked Deposit funds cannot be used for a project that would turn a non-NPDES permitted facility into a permit required facility.

A listing of general requirements for the Linked Deposit Program, including establishing a Linked Deposit Lender Agreement, have been added into this IUP under Appendix G – General Requirements for the Linked Deposit Program.

The Department is also researching and conducting strategic reviews on the Linked Deposit Program's funding abilities, policies, and regulations and evaluating them to help utilize and shape the program to better address Nebraska's nonpoint source needs. This includes expanding the Linked Deposit Program to allow more opportunities and securities for local banks to provide low-cost loans for borrowers and their projects as well as expanding project eligibilities to include other water quality categories allowed under the CWA.

CWSRF Ranked Project Priority Funding List - Base

Priority Points	Location	NPDES ID#	US Census	Project Description(s)	SRF Est. Funding	Forgiveness %	Forgiveness Amount
			2020 Est. POP				
147	Gibbon	NE0029297	1,878	Wastewater Treatment Improvements - \$4,385,000	\$4,385,000	40%	\$1,754,000
116	St. Edward	NE0027332	725	Water Meters – See Below; WW Facility Repairs - \$758,000.00; Sewer CIPP - \$750,000.00	\$1,467,000	50.00%	\$733,500
114	Ogallala	NE0040045	4,878	Wastewater Preliminary Engineering Report - \$155,000.00; WWTF Improvements - \$500,000.00; Lift Station and Collection System Improvements - \$2000000.00; Storm Sewer Improvements - \$345000.00	\$7,500,000	21.67%	\$1,625,000
97	Oshkosh	NE0021181	809	System Repairs in CCTV Investigation, CIPP - \$2350000.00	\$2,000,000	0%	\$0
96	Seward - Amd	NE0023876	7,643	WWT Planning - FP update, PER, Plans and specs - \$1286000.00; WWTP - convert from trickling filter to suspended growth/activated sludge for nutrient removal - \$36000000.00	\$15,000,000	0.00%	\$0
87	Greeley	NE0049212	402	Camera inspection in service lines and repairs where necessary - \$300000.00; Construction of new WWTF (3-cell lagoon) and lift station due to flooding & existing mechanical plant not meeting current water quality discharge requirements - \$2500000.00; Extend collection system to existing residents that have septic tanks & replace under sized mains in the S.E. part of the system - \$450000.00	\$2,250,000	50.00%	\$1,125,000
42	Cass Cnty SID #4	NE0112895	104	Replace Wastewater Treatment Facility with Lagoons - \$1800000.00 – SFY 2023	\$1,800,000	0%	\$0
Totals:					\$34,402,000		\$5,237,500

CWSRF Ranked Project Priority Funding List - IJA

Priority Points	Location	NPDES ID#	US Census	Project Description(s)	SRF Est. Funding	Forgiveness %	Forgiveness Amount
			2020 Est. POP				
111	Nebraska City	NE0021245	7,222	WWTF effluent pumping station \$1,000,000; Moving bed biofilm reactor (MBBR) and flood protection \$11,300,000. SFY 2024	\$12,300,000	35.00%	\$4,305,000
75	Shickley	NE0030767	347	Sewer Collection System Repair - \$447000.00; Complete Retention Lagoon - \$5766000.00; Water Meters - See Below	\$5,249,000	38.14%	\$2,002,100
Totals:					\$17,549,000		\$6,307,100

● Note: See [Appendix I](#) for Acronyms.

CWSRF Green Project Reserve (GPR) Funding List
 (Projects will be split between Base & IIJA programs)

Priority Points	Location	NPDES ID#	US Census 2020 Est. POP	Project Description(s)	SRF Est. Funding	Forgiveness %	Forgiveness Amount
135	Long Pine	NE0113344	305	Addition to Lagoon - \$1000000.00; Addition to Lift Station - \$500000.00; Addition to Force Main - \$500000.00; Construct new land application lagoon system.	\$2,000,000	55.87%	\$1,117,200
121	Valentine	NE0051489	2,633	Trunk Sewer to eliminate lift stations	\$5,100,000	0%	\$0
116	St. Edward	NE0027332	725	Water Meters – \$400000.00; WW Facility Repairs - \$See Above; Sewer CIPP - \$See Above	\$470,000	50.00%	\$235,000
75	Shickley	NE0030767	347	Sewer Collection System Repair - \$See Above; Complete Retention Lagoon - \$See Above; Water Meters - \$517000.00	\$517,000	0%	\$0
Totals:					\$8,087,000		\$1,352,200

- Note: See [Appendix I](#) for Acronyms.
- (1), (2), (3), (4) CW Needs Survey can be carried forward for up to four years if the project is in process.
- Projects with listed forgiveness assistance are eligible per the Affordability Criteria listed in Appendix E.
- 2020 U.S. Census Bureau estimated resident population, published by American Fact Finder.
- 2020-2024 survey estimates, published by U.S. Census Bureau.
- **In order to expeditiously execute loans for the available funds, applications for all projects will be accepted from the above lists, but may not be funded until the beginning of Federal Fiscal Year 2027 on October 1, 2026.**

SECTION II - DWSRF

INTRODUCTION

The DWSRF was created to provide low-cost financing for construction of publicly or privately owned PWSs. For more information on eligibility, please refer to Nebraska Administrative Code, Title 131, *RULES AND REGULATIONS FOR THE WASTEWATER TREATMENT FACILITIES AND DRINKING WATER CONSTRUCTION ASSISTANCE PROGRAMS* located on DWEE's website at: <https://dwee.nebraska.gov/sites/default/files/titles/Title%20131%20Effective%2007-21-2019.pdf>.

Section 1452(b) of the SDWA requires the program to prepare an annual plan setting forth the manner in which the Department intends to use the monies available in the DWSRF. This is Nebraska's SFY 2027 IUP covering the time period of July 1, 2026 through June 30, 2027. This IUP is an integral part of the cycle of events carried out annually in administering the SRF programs. The IUP serves as a basis for developing grant payment schedules with the U.S. EPA Region VII prior to awarding new capitalization grants to the state. In addition, the IUP serves as a basis for assessing the program's performance in administering the DWSRF. This document can be compared to the Annual Report to EPA for a complete picture of what was planned versus that accomplished over the year. This IUP includes the DWSRF Priority Ranking System (Appendix A2) and Project Priority Lists. Assurances and certifications contained in the Operating Agreement established between the DWEE and the U.S. EPA, Region VII, are incorporated in this IUP.

This IUP, and for those through SFY 2029, will be a combined plan for both Base and IIJA program funding. Sections in the IUP and the sources of funding in the Project Priority Funding Lists will be separate to ensure that EPA and the public can clearly identify Base and IIJA eligible projects, including the required additional subsidization and GPR funding amounts.

HIGHLIGHTS AND WHAT'S NEW FOR SFY 2027

- This is a two-year, four capitalization grant DWSRF IUP. The federal budget was passed in February 2026, with Nebraska's FFY 2026 DWSRF capitalization grant at \$3,842,000. This along with the IIJA allotments for the general, LSL Replacement and EC programs at \$24,888,000, \$36,055,000, and \$7,640,000, respectively, will bring just over \$72.4M of new program funding this fiscal year. The LSL Replacement capitalization grant will be applied for in FFY 2027.
- Lending rates for fee and interest will be set at or below Market Rates, determined from 50 percent of the average 10-to-30-year Municipal Bond rates with a 1.5% floor and 2.5% ceiling.
- Funding for projects to address emerging contaminants will be limited to Per- and Polyfluoroalkyl Substances (PFAS/PFOA) in PWSs. Projects that address manganese may become eligible during the bypass period, depending on the availability of funding. Additionally, perchlorate testing equipment will be purchased for the State's Public Health Environmental laboratory.
- MHI five-year data is now the 2020-2024 data information for this IUP.
- For the LSL Replacement program borrowing rates of 0% will continue with up to 60% forgiveness percentage. An additional 10% in grant assistance for mechanical LSL inventory efforts (e.g., potholing, hydro-vacuum excavation, etc.) will continue, if applicable, and first rights for return borrowing on outstanding LSL principal balances above \$500,000. A coalition grant program will be launched for the purchase of hydro-vacuum excavators to be used by small PWSs for mechanical inventory efforts.
- Except for Lead Service Line Replacement projects, the program delayed the ranking of new project submissions for at least one year. The cash flow model developed for the conclusion of the IIJA program shows a near-zero cash balance for both SRFs at the end of calendar year 2028. This IUP is therefore primarily an extension of all activities conducted under that approved by the EQC for SFY 2026.

I. DWSRF SOURCES AND USES OF FUNDS

The DWSRF has been created from a series of EPA Capitalization Grants and a required 20% State match provided through State general fund appropriations, match bond issuances and cash. Match funding will be accomplished through bond funds and program cash for the FFY 2026 Capitalization Grant, planned for July of 2026, and the match for the FFY 2027 Capitalization Grant is planned for July of 2027. Sources and uses of funds for the program two-year planning period discussed in this IUP are summarized in the following table. See Appendix H: SRF Cash Flow Model for more information. Sources and uses of funding in the program years discussed in this IUP are summarized below. There are also some funds remaining in set-asides from prior year grants (see Section IV(D)).

A. DWSRF SOURCES AND USES OF FUNDS TABLE – Base Program

(March 31, 2026 Estimate)

SOURCES OF FUNDS	
Cash and Unexpended Prior Grants	\$214,411,269
EPA FFY 2026 Capitalization Grant	\$3,842,000
State FFY 2026 Match	\$768,400
Estimated FFY 2027 Capitalization Grant	\$3,842,000
Estimated State FFY 2027 Match	\$768,400
June 15, 2026 Loan Repayments	\$5,020,163
SFY 2027 Loan Repayments	\$10,480,167
SFY 2028 Loan Repayments	\$10,471,419
Land Loan Repayments	\$71,175
2-Year Projected Interest on Fund Balance	\$4,000,000
TOTAL	\$253,674,993
USES OF FUNDS	
Match Bond Payment FFY 2026 - Base	\$300,400
Match Bond Payment FFY 2026 – IJJA	\$4,977,600
Match Bond Payment FFY 2027/2028 – Base	\$768,400
SFY 2027 Small System Technical Assistance	\$76,840
SFY 2028 Small System Technical Assistance	\$76,840
SFY 2027 Capacity Dev/Source Water Protection	\$525,000
SFY 2028 Capacity Dev/Source Water Protection	\$576,300
SFY 2027 PWS Program Admin	\$384,200
SFY 2028 PWS Program Admin	\$384,200
Current Loan Obligations	\$166,824,835
Transfer to the CWSRF	\$15,000,000
Priority Funding List – Base	\$40,787,378
SFY 2026 & 2027 Planning List Loans	\$22,525,000
TOTAL	\$253,674,993

Estimates for FFY 2027 determined from the congressional FFY26 Budget. Land Loan repayments will be transferred into the base program per state statute, unless a land acquisition project requests funding during the fiscal year.

B. DWSRF SOURCES AND USES OF FUNDS TABLE – IIJA General Program

(March 31, 2026 Estimate)

SOURCES OF FUNDS	
EPA FFY 2026 Capitalization Grant	\$24,888,000
State FFY 2026 Match	\$4,977,600
TOTAL	\$29,865,600
USES OF FUNDS	
PWS Program Admin SFY 2027	\$2,488,800
SFY 2027 Capacity Dev/Source Water Protection	\$450,000
Priority Funding List - IIJA	\$26,926,800
TOTAL	\$29,865,600

C. DWSRF SOURCES AND USES OF FUNDS TABLE – IIJA LSL Replacement Program

(March 31, 2026 Estimate)

SOURCES OF FUNDS	
EPA FFY 2026 Capitalization Grant	\$36,055,000
EPA FFY 2027 Capitalization Grant	\$36,055,000
TOTAL	\$72,110,000
USES OF FUNDS	
FFY 2026 LSL Replacement Plans – 2% Small PWSs	\$100,000
SFY 2027 PWS Program Admin	\$181,000
FFY 2026 LSL Inventories – 15% Excavations	\$3,605,500
FFY 2027 LSL Inventories – 15% Excavations	\$3,605,500
SFY 2027 Priority Funding List – IIJA LSL	\$63,618,000
SFY 2026 Priority Planning List – IIJA LSL	\$1,000,000
TOTAL	\$72,110,000

D. DWSRF SOURCES AND USES OF FUNDS TABLE – IIJA EC Program

(March 31, 2026 Estimate)

SOURCES OF FUNDS	
EPA FFY 2026 Capitalization Grant	\$7,640,000
Transfer from CWSRF 2026 EC Cap Grant	\$1,088,000
TOTAL	\$8,728,000
USES OF FUNDS	
SFY 2027 Perchlorate Equipment – 10%	\$140,000
SFY 2027 Priority Funding List – IIJA EC	\$8,588,000
TOTAL	\$8,728,000

E. SOURCES AND USES OF ADMINISTRATION CASH FUNDS TABLES

(March 31, 2026 Estimate)

SOURCES OF FUNDS	
Cash Balance	\$557,824
June 15, 2026 Fee Receipts	\$406,621
SFY 2027 Fee Receipts	\$780,144
SFY 2028 Fee Receipts	\$728,932
2-Year Projected Interest on Fund Balance	\$75,000
TOTAL	\$2,548,521
USES OF FUNDS	
Program Administration SFY 2026/2027	\$1,035,997
Program Administration SFY 2028	\$853,662
Planning Grants SFY 2028	\$0
Emergency Grants SFY 2027	\$60,000
FFY 2026 Cash Match	\$498,000
PROJECTED ADMIN FUND BALANCE	\$100,862

Note: The Administration Cash Fund may also be used for unanticipated disbursements of Planning/Source Water Protection Grants, and for Forgiveness assistance in accordance with DWSRF State Statute.

Section 1452 of the SDWA authorizes states to set-aside funds to implement provisions of the SDWA. Coordination on the utilization of these set-asides is accomplished through year-round planning with the Drinking Water and Planning & Aid Divisions at DWEE. That process, input from numerous staff within each division, is the rationale for the distribution of funds between the Fund and the set-aside accounts, described hereafter and in greater detail during the annual set-aside workplan submission to EPA.

The DWSRF Program Administration (4%) set-aside will be used for activities that may include program costs for the DWEE’s day-to-day program management activities and other costs associated with debt issuance, financial management, and consulting services necessary to provide a complete program. In addition, the program is relying on the Northbridge loan and grant tracking software for the administration funds from both SRFs. Administrative costs will also be paid out of Administration Cash Fund therefore no funding will be allocated from the set-aside. The following is the 4% Set-Aside – Reserved Authority:

4% Set Aside – Reserved Authority	Amount
FFY 2016 Cap Grant	\$332,480
FFY 2019 Cap Grant	\$444,120
FFY 2020 Cap Grant	\$440,440
FFY 2022 Cap Grant – IIJA General	\$719,680
FFY 2023 Cap Grant – IIJA General	\$842,200
FFY 2024 Cap Grant – IIJA General	\$919,400
FFY 2025 Cap Grant – IIJA General	\$995,920
FFY 2026 Cap Grant – IIJA General	\$995,520
Total Reserved Authority	\$5,689,760

The Technical Assistance to Small Systems (2%) set-aside may be used to provide technical, financial, and managerial assistance to PWSs with 10,000 or fewer persons. This will be accomplished through contracts with organizations and/or engineering consultants with expertise in dealing with small systems and will be

coordinated by DWEE, including lead service line identification and efforts focused on workforce development. For this set-aside, the DWSRF will allocate the full 2% funding amount the base FFY 2026 Base grant award and the projected FFY 2027 Base grant, a total of \$76,840 and \$76,840, respectively. Furthermore, a team composed of numerous organizations and private citizens interested in public water supply issues will continue to develop initiatives for the 2% set-aside. The following is the 2% Set-Aside – Reserved Authority:

2% Set Aside – Reserved Authority	Amount
FFY 2016 Cap Grant	\$166,240
FFY 2019 Cap Grant	\$222,060
FFY 2022 Cap Grant – IIJA General	\$359,840
FFY 2023 Cap Grant – IIJA General	\$421,100
FFY 2024 Cap Grant – Base	\$93,220
FFY 2024 Cap Grant – IIJA General	\$459,700
FFY 2025 Cap Grant – IIJA General	\$497,960
FFY 2026 Cap Grant – IIJA General	\$497,760
Total Reserved Authority	\$2,717,880

Under the Local Assistance & Other State Programs (15%) set-aside, DWEE will allocate \$175,000 for the administration of Capacity Development, which will include Technical, Managerial and Financial (TMF) capacity assessments of all DWSRF loan recipients, as sufficient funding from past grant awards remains. The Capacity Development Coordinator will oversee that all Public Water System Capacity Surveys are completed for systems receiving aid from the DWSRF to ensure that TMF requirements are being met. Nebraska’s Title 179 regulations for Public Water Systems, Chapters 2 (Section 15), 9 and 10 address Federal DWSRF capacity development and operator certification program requirements. Source Water Protection administration, and the Water Well Specialist will also be \$350,000 as sufficient funding from past grant awards remain. The set-aside may at times also fund land acquisition projects from the planning list of projects. Source Water Protection will include costs for contracting groundwater modeling efforts and a groundwater evaluation tool. The program proposes to allocate up to \$450,000 from FFY 2026 funds for security and source water protection grants, described in detail in subsequent sections. Dependent upon the grant conditions, it is planned that up to \$56,300 from the FFY 2027 funds will be used for similar set-aside activities.

From the LSL Replacement IIJA Grant, should a PWSs wish to conduct mechanical inventory (e.g., potholing, hydro-vacuum excavation, etc.) efforts as part of a LSL removal project, those efforts can be funded with a grant through the 15% set-aside, up to 10% of the available LSL replacement capitalization grant assistance.

The Public Water Supply Program Administration (10%) set-aside, is used to provide personnel salaries, benefits, and all other related operating expenses (e.g., travel, etc.) for staff employed in Nebraska’s Public Water Supply Supervision (PWSS) Program. The staff positions include program specialists in the Monitoring and Compliance and Field Services Programs, engineers in the Engineering Section (e.g., plan review) and geologists in the Groundwater Section. The full funding amount will be allocated from the FFY 2026 Base grant, with the authority from the FFY 2026 IIJA General grant being reserved. The following is the 10% Set-Aside - Reserved Authority:

10% Set Aside - Reserved Authority	Grant Amount	10% Utilized	Reserved Authority
FFY 1997 Cap Grant	\$12,824,000	\$298,442	\$983,958
FFY 1998 Cap Grant	\$7,121,300	\$300,000	\$412,130

FFY 1999 Cap Grant	\$7,463,800	\$300,000	\$446,380
FFY 2000 Cap Grant	\$7,757,000	\$300,000	\$475,700
FFY 2001 Cap Grant	\$7,789,126	\$300,000	\$478,913
FFY 2002 Cap Grant	\$8,052,500	\$300,000	\$505,250
FFY 2003 Cap Grant	\$8,004,100	\$300,000	\$500,410
FFY 2004 Cap Grant	\$8,303,100	\$300,000	\$530,310
FFY 2005 Cap Grant	\$8,285,500	\$300,000	\$528,550
FFY 2006 Cap Grant	\$8,229,300	\$300,000	\$522,930
FFY 2007 Cap Grant	\$8,229,300	\$500,000	\$322,930
FFY 2008 Cap Grant	\$8,146,000	\$500,000	\$314,600
FFY 2009 Cap Grant	\$8,146,000	\$700,000	\$114,600
ARRA Cap Grant	\$19,500,000	\$0	\$1,950,000
FFY 2010 Cap Grant	\$13,573,000	\$750,000	\$607,300
FFY 2011 Cap Grant	\$9,418,000	\$750,000	\$191,800
FFY 2012 Cap Grant	\$8,975,000	\$897,500	\$0
FFY 2013 Cap Grant	\$8,421,000	\$1,492,100	\$(650,000)
FFY 2014 Cap Grant	\$8,845,000	\$1,234,500	\$(350,000)
FFY 2015 Cap Grant	\$8,845,000	\$1,234,500	\$(350,000)
FFY 2016 Cap Grant	\$8,312,000	\$1,234,500	\$(403,300)
FFY 2017 Cap Grant	\$8,312,000	\$1,234,500	\$(403,300)
FFY 2018 Cap Grant	\$11,036,000	\$1,234,500	\$(130,900)
FFY 2019 Cap Grant	\$11,103,000	\$1,234,500	\$(124,200)
FFY 2020 Cap Grant	\$11,011,000	\$1,101,100	\$0
FFY 2021 Cap Grant	\$11,100,000	\$1,100,100	\$9,900
FFY 2022 Cap Grant – Base	\$7,008,000	\$0	\$700,800
FFY 2022 Cap Grant – IIJA General	\$17,992,000	\$0	\$1,799,200
FFY 2023 Cap Grant – Base	\$4,938,000	\$493,800	\$0
FFY 2023 Cap Grant – IIJA General	\$21,055,000	\$0	\$2,105,500
FFY 2024 Cap Grant – Base	\$4,661,000	\$466,100	\$0
FFY 2024 Cap Grant – IIJA General	\$22,985,000	\$0	\$2,298,500
FFY 2025 Cap Grant - Base	\$10,906,000	\$1,090,600	\$0
FFY 2025 Cap Grant – IIJA General	\$24,898,000	\$2,489,800	\$0
FFY 2026 Cap Grant - Base	\$3,842,000	\$384,200	\$0
FFY 2026 Cap Grant – IIJA General	\$24,888,000	\$2,488,800	\$0
Total Remaining Authority	\$389,975,026	\$25,609,542	\$13,387,961

On March 12, 2019, the Governor approved LB307 allowing for the transfer of funds between the CW and DW SRFs. This transfer of funds authority was originally authorized through FFY2001 under Section 302(a) of P.L. 104-182, the federal SDWA Amendments of 1996. The Department of the Interior, Environment, and Related Agencies Appropriations Act, 2006 (P.L. 109-54, Title II, August 2, 2005, 119 Stat. 530), provided: "That for fiscal year 2006 and thereafter, State authority under section 302(a) of P.L. 104-182 shall remain in effect." Thus, the statute provides the same authority established by congress in P.L. 109-

54, up to 33% of each DWSRF capitalization grant may be transferred between the funds. The table below is provided to establish the reserved authority for all grants.

Base and IIJA General Programs

33% CW and DW SRF Transfers - Reserved Authority	Amount
FFY 1997 Cap Grant	\$4,231,920
FFY 1998 Cap Grant	\$2,350,029
FFY 1999 Cap Grant	\$2,463,054
FFY 2000 Cap Grant	\$2,559,810
FFY 2001 Cap Grant	\$2,570,412
FFY 2002 Cap Grant	\$2,657,325
FFY 2003 Cap Grant	\$2,641,353
FFY 2004 Cap Grant	\$2,740,023
FFY 2005 Cap Grant	\$2,734,215
FFY 2006 Cap Grant	\$2,715,669
FFY 2007 Cap Grant	\$2,715,669
FFY 2008 Cap Grant	\$2,688,180
FFY 2009 Cap Grant	\$2,688,180
ARRA Cap Grant	\$6,435,000
FFY 2010 Cap Grant	\$4,479,090
FFY 2011 Cap Grant	\$3,107,940
FFY 2012 Cap Grant	\$2,961,750
FFY 2013 Cap Grant	\$2,778,930
FFY 2014 Cap Grant	\$2,918,850
FFY 2015 Cap Grant	\$2,918,850
FFY 2016 Cap Grant	\$2,742,960
FFY 2017 Cap Grant	\$2,742,960
FFY 2018 Cap Grant	\$3,641,880
FFY 2019 Cap Grant	\$3,663,990
FFY 2020 Cap Grant	\$3,633,630
FFY 2021 Cap Grant	\$3,663,990
FFY 2022 Cap Grant – Base	\$2,312,640
FFY 2022 Cap Grant – IIJA General	\$5,937,360
FFY 2023 Cap Grant – Base	\$1,629,540
FFY 2023 Cap Grant – IIJA General	\$6,948,150
FFY 2024 Cap Grant – Base	\$1,538,130
FFY 2024 Cap Grant – IIJA General	\$7,585,050
FFY 2025 Cap Grant – Base	\$3,598,980
FFY 2025 Cap Grant – IIJA General	\$8,216,340
FFY 2026 Cap Grant – Base	\$1,267,860
FFY 2026 Cap Grant – IIJA General	\$8,213,040
Total Reserved Authority	\$128,691,759
SFY 2024 DW Transfer to CW	\$4,830,000
Proposed SFY 2028 DW Transfer to CW	\$15,000,000
Completed, Planned, and Proposed Transfer	\$19,830,000
Total Remaining Reserved Authority	\$108,861,759

IIJA EC

33% CW and DW SRF Transfers - Reserved Authority	Amount
FFY 2022 Cap Grant – IIJA EC	\$2,493,150
FFY 2023 Cap Grant – IIJA EC	\$2,521,200
FFY 2024 Cap Grant – IIJA EC	\$2,521,200
FFY 2025 Cap Grant – IIJA EC	\$2,521,200
FFY 2026 Cap Grant – IIJA EC	\$2,521,200
Total Reserved Authority	\$12,577,950
SFY 2023 CW Transfer to DW	\$458,880
SFY 2024 CW Transfer to DW	\$1,088,000
SFY 2025 CW Transfer to DW	\$1,088,000

Planned SFY 2026 CW Transfer to DW	\$1,088,000
Proposed SFY 2027 CW Transfer to DW	\$1,088,000
Completed, Planned, and Proposed Transfer	\$4,810,880
Total Remaining Reserved Authority	\$7,767,070

For the additional subsidization required by the Federal Fiscal Appropriation, the DWSRF will disburse the minimum 12% required but intends to provide the maximum of 49% in loan forgiveness funding from the FFY 2026 grant to maintain continuity with the IIJA funding requirements of exactly 49%. Historical unused additional subsidization authority per the November 2022 *Policy Change Regarding Additional Subsidization and Closeout of SRF Capitalization Grants* memorandum, as of May 9, 2023, was established at \$21,717,896, with \$9,030,950 remaining as of February 15, 2026. From that total, \$7,500,000 will be taken from the IIJA LSL Replacement funding to supplement assistance for that effort from the required 49% up to 60%, and will meet the requirements (i.e., terms & conditions, etc.) of the IIJA LSL Replacement allotments. Forgiveness funds will be targeted to the highest ranked eligible projects on the Priority Funding Lists. These include projects that address public health needs, are needed to address critical capacity development concerns, those that replace existing PWS infrastructure, and which are GPR eligible. Forgiveness assistance will be provided at the time a disbursement request is processed.

Fiscal Year	Base Program	IIJA-General	IIJA LSL	Historical	IIJA EC
2026	\$1,882,580	\$12,195,120	\$17,666,950	\$3,750,000	\$7,640,000
2027 (Estimate)	\$1,882,580	N/A	\$17,666,950	\$3,750,000	N/A
Total	\$3,765,160	\$12,195,120	\$42,833,900		\$7,640,000

Additional loan forgiveness in an amount not to exceed 65% of the revenue from administrative fees collected in the prior fiscal year may be provided in SFY 2027 from the Administration Cash Fund, most notably if a state source of forgiveness funding is required for a project. All levels of forgiveness will be reported in the CatEx or FNSI, whichever is issued for a project, before the loan agreement is signed.

II. LONG-TERM AND SHORT-TERM GOAL STATEMENTS FOR THE DWSRF PROGRAM

The overall goal of the DWSRF is to assist PWSs in protecting the health and welfare of Nebraskans by helping to assure safe, adequate, and reliable drinking water through the provisions of the SDWA.

A. Long-Term Goals

1. Manage the DWSRF fund so its revolving nature is assured in perpetuity in order to provide a source of continuing financial assistance to PWSs for future drinking water needs, including an evaluation of the rate setting policy. To request EPA capitalization grants and obtain state match, along with allocating recycled funds to projects, in a timely manner.
2. Survey systems for drinking water infrastructure needs so DWEE can maintain a database for making program decisions, and to evaluate user charges on a regular basis.
3. Protect the public health by maximizing funding for high priority projects.
4. Direct water projects to cost-effective measures which consider several alternatives and include a cost-effectiveness analysis comparing the appropriateness of the alternatives.
5. Continue working with the other federal, state, and local programs to provide affordable financing for municipal pollution prevention and control projects.
6. Work to incorporate source water protection best management practices into public water supply operations.

B. Short-Term Goals

1. Continue to attract customers to the program with low interest rates.
2. Assist systems which need to upgrade or construct new drinking water projects to attain and/or maintain compliance with the provisions of the SDWA and the regulations adopted there under.
3. Work with systems in need of TMF assistance.
4. Provide at least 15% of the DWSRF capitalization funds for loans to small systems with populations less than 10,000 (as of March 31, 2026, 75.92% of the funds allocated/disbursed by the program were directed to small systems). It is estimated that just over 68.9% of the loans planned for signing this fiscal year will be made with small systems.
5. Revisions of source water delineations and the transition from source water assessments to protection activities will continue, utilizing the source water protection set-aside for granted projects.
6. Implement and closeout all requirements of IJA funding.
7. Governor Jim Pillen took an important step in protecting and preserving Nebraska's vital water resources through the initiation of a Water Quality and Quantity Task Force. An established task force goal is to expand rural water systems and regionalization of water systems. This includes evaluating regionalization opportunities of drinking water supplies for potential SRF loans, identification of forgiveness conditions, and other funding opportunities. This short-term goal is for that effort to occur during the upcoming fiscal year for all remaining unallocated forgiveness assistance to be assigned in the SFY 2028 IUP.

III. METHODS AND CRITERIA FOR DISTRIBUTION OF FUNDS

Nebraska's proposed distribution of available funds was determined by use of the following steps:

1. The DWEE will identify set-aside amounts as authorized by the SDWA;
2. Prepare the DWSRF Project Priority Planning List (Appendix B2) in accordance with Section 1452(b) of the SDWA, that noted within the Priority Ranking System (Appendix A2);
3. Use the Project Priority Planning List to identify the potential projects for placement on the DWSRF Funding List;
4. Develop the Capitalization Grant Payment Schedule which will provide resources for making timely binding commitments to the projects selected for assistance;
5. Provide for a process to add projects to the Project Priority Funding List and to bypass projects on the Funding List; and
6. Fund projects by disbursing 100% of match funds prior to withdrawing federal capitalization funds.

A. Set-Aside Utilization

The State intends to utilize the authorized set-asides as described in Section I DWSRF Sources and Uses of Funds; see Section V for additional narrative description.

B. Project Priority Planning List Preparation

A needs survey will be performed in every even program year. With the carried forward surveys for SFY 2027, the DWEE ranked 423 projects with just over \$1.92 billion in needs.

Projects identified during the needs survey process are ranked in accordance with the priority ranking system (Appendix A2) and placed on the Project Planning List (Appendix B2). Projects from SFY 2026 Project Priority Planning List were automatically carried forward and included on the Project Priority Planning List. Projects submitted during the IUP public notice period may be added to the Planning List in the IUP hearing by the EQC but will be ranked with zero points; therefore, only eligible for funding after the bypass dates.

C. Identify Potential DWSRF Project - Funding List Preparation

After public health, willingness of a municipality to participate in the DWSRF program and readiness to proceed are important considerations for funding; therefore, the Priority Funding List of the DWSRF projects is not identical to the ranking order of the Project Priority Planning List. The projects anticipated for funding in the SFY 2027 IUP are shown on the DWSRF Priority Funding List. All other projects included in Appendix B2 are considered on the Project Priority Planning List. This includes potential projects with lower priority or projects that may not be ready to proceed until later in the year.

Three Project Priority Funding Lists have been established which show the name of the PWS, a description of the project, the priority assigned to the project, the expected terms of financial assistance, and the size of the municipality served. The initial table is for traditional DWSRF funding for which projects are shown that address both the Base and IJA General programs. The subsequent tables are for Emerging Contaminant projects, for Nebraska those which address manganese or PFAS in drinking water, and a standalone table of LSL Replacement projects. The DWSRF Sources and Uses of Funds table identifies funding from the FFY 2026 Capitalization Grant and anticipated funding in FFY 2027. These lists are sized to obligate anticipated FFY 2027 funding if provided before the next IUP cycle.

The process for the allocation of funds among potential DWSRF projects is:

1. Potential DWSRF project sponsors are identified and contacted to determine project timing and level of interest in SRF funding. Those expressing a serious interest in proceeding under the SFY 2027 program are then asked to provide information regarding specific project scope, project timing, and funding needs, and are then tentatively listed for funding;
2. The sources and uses for the program funds are identified. The available funds are allocated to potential SRF projects for the Priority Funding List until full allocation is reached, in priority order. The funding allocation was checked to ensure that at least 15% of the funds were allocated to small systems with fewer than 10,000 persons, except for LSL replacement projects which will rely on the program's historical bank of excess assistance to small systems, which vastly exceeds 15%; and
3. The IUP that includes the Project Priority Funding List is placed on public notice, then submitted to, with comments from the public received, and for approval by the EQC in a public hearing process.

D. Develop DWSRF Payment Schedule for State Capitalization Grant

In order to prepare a payment schedule for receiving capitalization grant funds from EPA, binding commitment projections were made (e.g., signed loan contracts). The information in the DWSRF Priority Funding Lists was used to determine the payment amounts. The following table shows the estimated EPA Capitalization Grant Payment Schedule.

1. DWSRF CAPITALIZATION GRANT PAYMENT SCHEDULE TABLE

Program Funding Cap Grant Year	SFY 2027 1Q FFY 2026 4Q	SFY 2027 2Q FFY 2027 1Q	SFY 2027 3Q FFY 2027 2Q	SFY 2027 4Q FFY 2027 3Q	SFY 2028 1Q FFY 2027 4Q
FFY 2026 – Base	\$3,842,000				
State Base Match	\$768,400				
FFY 2026 – IIJA General	\$24,888,000				
State IIJA General Match	\$4,977,600				
FFY 2026 – LSL Replacement			\$36,055,000		
FFY 2026 – EC	\$8,728,000				
FFY 2027 – Base					\$3,842,000
State Base Match					\$768,400

Notes: Match will be deposited into the Fund before the State receives capitalization grant payment from EPA.

E. Develop Disbursement (Outlay) Schedule for DWSRF Program Projects

EPA uses this schedule along with the schedules from the other states’ programs to project their own cash flow needs. The actual binding commitment (a signed loan contract) will include an anticipated outlay schedule. Schedules from all projects are cumulated to project the DWSRF’s total cash flow needs. The DWSRF will disburse 100% of the required state match prior to any federal drawdowns from the Base and/or IIJA General funded projects except for set-aside use, which may occur without state match payment.

F. Bypass Date and Changes to Project Lists

SFY 2027 Funding List projects will have funds reserved until the bypass date of October 1st. Loans for funds in capitalization grants received by the program must be signed within one year of receipt of the grants. Therefore, following the bypass date, DWSRF will offer financial assistance for projects ready to proceed in priority order down the Project Priority Planning List, until all remaining available project funds have been obligated. Priority for forgiveness assistance will be given for projects that protect public health and then for infrastructure replacements projects. Depending upon the availability of funds, the program may offer forgiveness to any eligible projects in ranked order after the bypass date. Amendments to existing loans can be closed at any time under the original loan agreement terms; however, that may or may not apply to interest rate. Public health emergency projects may not be held to the bypass date at the discretion of the DWEE Director.

All SRF projects are required to have a NEPA-like review done prior to any funding. This is done through the issuance of a CatEx or FNSI. Projects that have been issued a CatEx or FNSI, but will not be able to close a loan prior to the end of SFY 2026, will be considered “in progress”. Projects in progress in SFY 2027 will be able to close loans, under the terms noted in the SFY 2026 IUP, unless the SFY 2027 funding list or bypass criteria provide better financing alternatives before that date. The binding commitment will expire at the end of SFY 2029. The PWS may request an extension of one year for the binding commitment if unexpected circumstances occur and prevent the PWS from closing the loan.

The Director of DWEE can bypass the order of priority projects listed in the IUP to meet critical public health needs resulting from a natural or manmade disaster which may or may not activate the State Emergency Operations Plan, and to prioritize any remaining available funds for eligible drinking water projects.

Land Acquisition, Source Water Protection Area, and Water Meter Projects listed on the SFY 2027 IUP may also be funded in accordance with IUP CWSRF, Section I, Part VII “Source Water Protection Area and

Water Meter Projects”. Land Acquisition, Source Water Protection Area, and Water Meter projects may be funded after the CWSRF bypass date, subject to availability of CWSRF funding. In addition, de-chlorination projects listed under the CWSRF ranking list may be funded as DWSRF low-priority projects after the October 1st bypass date, should funds remain available.

Every other year, projects ranked with at least 60 points will be carried forward for up to four years in the IUP if the criteria resulting in the system’s priority ranking remains in effect, along with any LSL Replacement projects. All remaining Low Priority ranked projects will be carried forward for up to four years in the IUP if the system has a PER on file with DWEE.

IV. ADDITIONAL INFORMATION AND REQUIREMENTS

A. Administrative Fees

This fee is calculated on a semiannual basis and billed when loan principal and interest payments are due. The fee will be applied to all loans in accordance with Title 131 and the loan agreement. The fee is deposited into an account separate from the DWSRF accounts and is used for administrative costs, including state match. The Administration Cash Fund may be used for loan forgiveness and/or planning/source water protection grant funds.

An annual fee of up to 1% may be charged against the outstanding principal on construction loans, and up to 0.5% for planning loans, to meet the long-term administrative costs. These fees are not included in the loan principal. Fees collected in addition to principal and interest, which are not deposited as loan repayments, are considered “income received by the grantee” or “program income”, and will only be used for such purposes.

Fiscal Year - 2026	Base Program	IJA-General	IJA LSL
Program Income	\$97,971	\$634,644	\$0

An annual administrative fee of 0% may be applied to loans made for emergency projects as defined by Nebraska Administrative Code, Title 131, *RULES AND REGULATIONS FOR THE WASTEWATER TREATMENT FACILITIES AND DRINKING WATER CONSTRUCTION ASSISTANCE PROGRAMS* (Title 131), that serve as bridge financing while a borrower awaits to receive funding from other sources, such as the FEMA. Loan contracts may also establish that if other funding sources cannot be secured, the administrative fee may be adjusted up to 1.0% annually.

Administrative fees can be used to accomplish the long-term and short-term goals, and for other eligible public health related purposes. Fees will be assessed on a semi-annual basis and billed at the same time invoices for principal and interest rates are mailed.

B. DWSRF Market Loan Rates

The DWSRF market loan rate determination procedure is described in Title 131 regulations. Rates will be determined from 50 percent of the average of the 10 and 30-year Municipal Bond rates, rounded down to the nearest even ten basis point level, at the start of each quarter. There will be a split between both rate and fee, with a minimum combined range of no less than 1.5% and no more than 2.5%.

Loans made for LSL Replacement or emergency projects that serve as bridge financing while a borrower awaits receiving funding from other sources, such as FEMA, will have an annual interest rate of 0%. The market rate for Planning Loans will be set at 0% for the SFY 2027 IUP, with fees remaining at 0.5%. Further, should the planning loan recipient return to the program for a construction loan, an additional subsidy of loan forgiveness up to the final Planning Loan awarded, may be added to the construction loan.

The DWEE Director may adjust the rate of interest in response to changing public finance market conditions. The actual interest rate charged on each loan will be determined under the procedures described in Appendix C.

C. Terms

The term limit of all financial assistance will be established by the DWEE and borrower in accordance with federal and state regulations, and cannot exceed the expected life of the project. Terms of up to 40 years are allowed for disadvantaged communities, with a maximum of 30 years for all other systems. Planning Loans will have a term of five years.

Repayment of loans will generally be made from a level payment amortization schedule with full amortization within the allowed maximum term of the initiation of operation. Loan recipients may request stepped payments or terms less than the maximum allowable term limit. Loan recipients may make payments early and in excess of their payment schedule. No prepayment is allowed within the first ten years of the loan if the loan recipient has received Forgiveness unless the borrower receives additional assistance from another funding source. Principal and interest schedules will be adjusted accordingly.

D. Financial State of DWSRF

March 31, 2026 Estimate

The DWSRF has \$166,824,835 in outstanding loans, when the net grant obligations of LSL replacement loans are factored in, and \$79,096,590 in forgiveness obligations. Administrative expenses are paid out of fees charged on loans. Loan fees are deposited in the DWSRF Administration Cash Fund. The program collected \$731,389 of fees in SFY 2025, and expended \$812,547 in the year prior to March 31st. The Administration Cash Fund balance is \$557,824. Administrative Cash Fee collection in SFY 2027 will grow to, along with expenditures on staff.

Capitalization grants from federal appropriations provided prior to FFY 2020 are entirely expended. The 2%, 10%, and 15% set-asides from future grants will be used as described in Part I of Section II of DWSRF Sources and Uses of Funds. Set-aside and loan balances are shown in the following table.

1. Balances Table

CAP GRANT	2% SET-ASIDE	4% SET-ASIDE	10% SET-ASIDE	15% SET-ASIDE	LOANS	BALANCE
2024	\$0	\$0	\$0	\$81,499	\$100,000	\$181,499
2025	\$151,709	\$0	\$345,945	\$643,659	\$8,797,280	\$9,938,593
2025-IIJA	\$0	\$0	\$2,489,800	\$2,489,800	\$18,143,154	\$23,123,114
2022-EC	\$0	\$0	\$0	\$602	\$0	\$602
2023-EC	\$0	\$0	\$0	\$228,287	\$0	\$228,287
2024-EC	\$0	\$0	\$0	\$0	\$4,551,684	4,551,684
2022-LSL	\$0	\$0	\$0	\$8,735	\$23,360,328	\$23,369,063
2023-LSL	\$82,082	\$0	\$0	\$2,865,000	\$25,670,000	\$28,617,082
2024-LSL	\$0	\$0	\$0	\$2,865,000	\$25,670,000	\$28,650,000

E. Refinancing

Municipalities that have incurred debt on their public water supply system, including previous SRF loans, can be refinanced if the debt was incurred after July 1, 1993. Debt that was not previously financed by the DWSRF must have followed all of the SRF requirements in place at the time a project was constructed. The refinanced interest rate and administration fee will be at the current rates identified in this IUP. Refinanced projects will not be eligible for Loan Forgiveness and may only refinance once every 10 years, with exceptions only on a very limited basis. The term length will not exceed the maximum eligible term from the initiation of operation and there must be at least ten years of payment left to refinance a loan. For

this IUP, refinancings may be limited to only municipalities that can show serious financial hardship criteria, including but not limited to being in a persistent poverty county, having a high SVI factor, or other factors deemed appropriate by the Department.

F. Emergency Assistance

Applications for emergency grant assistance in the case of catastrophic failure of the PWS or unexpected threats of contamination to the source water supply will be considered by the Department in accordance with Nebraska Revised Statute §71-5322 (10). DWEE may provide funding for emergency projects, including assistance for planning, at any time, subject to availability of funds and notwithstanding the adopted Priority Funding Lists. It must be documented that the emergency jeopardizes the PWS's ability to provide an adequate supply of safe drinking water on a continuous basis.

G. Amendments to the IUP

Amendments to the IUP may be adopted by the EQC after a public notice and comment period.

DWEE may vary from the IUP without additional public participation when/if:

- It is determined to be minor; or
- It is in line with the bypass provisions; or
- An emergency assistance need is realized; or
- Unanticipated additional funds become available for loans and grants, such as a reallocation of funds.

Any changes such as these may be reported in the Annual Report to EPA.

H. Delinquent Payment Penalty and Penalty Interest

Payments will be considered delinquent if not received within 15 days of the due date and will be assessed with a 5% administrative penalty. Penalty interest will accrue at the rate of 1% per month of the amount of such delinquent payment from and after the due date until it is paid. One-time exceptions will only be granted on a very limited basis.

I. Audit and Reporting, EPA, and Environmental Requirements

Nebraska's DWSRF is committed to transparency and accountability. Program information noted in IUPs, Annual Reports, and other program materials are available upon request through DWEE's [Publications, Grants, and Forms page](#), and DWEE's [Public Records page](#), respectively. Project milestones and information are reported to EPA through the Drinking Water SRF Data System. Further, an independent audit is conducted annually by the State's Auditor of Public Accounts office, available at the [Nebraska Auditor of Public Accounts](#) page.

Equivalency projects or set-aside uses with estimated costs of \$30,000 or greater that receive federal funds are subject to reporting under the Federal Funding Accountability and Transparency Act (FFATA), per EPA issued guidance. Beginning with the FFY 2011 Capitalization Grant, FFATA ensures that the public can access information on all recipients through <https://www.usaspending.gov>.

A NEPA-like environmental review process is required of all loans. All DWSRF projects with funds directly made available by Capitalization Grants must comply with the Federal "cross-cutting" authorities, which are Federal laws and authorities that apply by their own terms in Federal financial assistance programs. All projects are required to undergo a State Environmental Review Process, and are required to comply with the following laws.

- * Title VI of the Civil Rights Act of 1964, as amended,
- * Section 504 of the Rehabilitation Act of 1973,

- * The Age Discrimination Act of 1975,
- * Title IX of the Education Amendments of 1972, and
- * Section 13 of the Federal Water Pollution Control Act Amendments of 1972.

For the noted environmental review process, EPA has no authority to enforce National Historic Preservation Act Section 106 compliance on non-equivalency DWSRF projects, as it does not apply to those projects. Regardless, the program will continue to address all matters raised by the Nebraska State Historic Preservation Office, regardless of whether federal authority exists, on all SRF funded projects.

EPA's appropriations require the application of Davis-Bacon prevailing wage rates to all projects funded in whole or in part by the DWSRF. Davis-Bacon applies to construction contracts over \$2,000 and their subcontractors (regardless of subcontract amount). To ensure compliance with these requirements, DWEE will confirm that the correct wage determinations are being included in the bid specifications and/or construction contracts. DWEE will also aid recipients with the specific EPA Davis-Bacon contract language that is to be included in bid specifications and/or contracts, and forms for the recipient to document compliance with the Davis-Bacon provisions from a review of weekly payrolls.

The Water Infrastructure Improvements for the Nation Act (Public Law 114-322) includes Water System Assessment requirement (Section 2108) that any PWS with 500 or fewer persons seeking funding from the DWSRF shall self-certify that they have considered an alternative drinking water supply from a drinking water delivery system sourced by publicly owned (1) individual wells, (2) shared wells and (3) community wells. This has long been, and will remain, a requirement of Nebraska's DWSRF program through the sharing of services (regionalization) alternative evaluation in preliminary engineering report evaluations.

The America's Water Infrastructure Act of 2018 (Public Law 115-720) includes an "American Iron and Steel (AIS)" requirement for DWSRF assistance recipients to use iron and steel products that are produced in the United States for projects for the construction, alteration, maintenance, or repair of a PWS.

The Infrastructure Investment and Jobs Act of 2021 (Public Law 117-58) includes a "Build America, Buy America" requirement for DWSRF assistance recipients to use iron & steel and manufactured products, along with construction materials, that are produced in the United States for projects for the construction, alteration, maintenance, or repair of a PWS or treatment works.

It is the program's intent to assist as many projects from the SFY 2027 Project Priority Planning List (Appendix B2) as possible with the loan and forgiveness funds. NEPA-like environmental review requirements, Federal cross cutting authorities, FFATA, signage for Base projects, signage IJJA General projects (i.e., equivalency, additional subsidization loans), the prohibition on certain telecommunication and video surveillance services or equipment (Public Law 115-232), and sub-recipient monitoring requirements associated with the receipt of more than \$1,000,000 in federal funds from any source during the fiscal year may be assigned to several projects where an equivalent amount of the capitalization grant is disbursed. Due to IJJA funding requirements, it may be required that the vast majority of proposed loans will need to meet these requirements. Equivalency for this IUP cycle will be for Burr, Dorchester, Elmwood, Plainview, Silver Creek, and Weeping Water for traditional projects. Per the EPA issued guidance, equivalency is not applicable for EC and LSL Replacement funding, as those projects must meet all federal requirements. And those PWS projects which are substantially impacted by Build America Buy America may be eligible for a twenty basis point borrowing rate reduction as a result. Should final EPA guidance not permit the above, limited exceptions may be allowed whenever a municipality loan satisfies the equivalency requirement. Under those exceptions, small systems may not be subjected to equivalency requirements, but only under the Base program.

J. Disadvantaged Community

Additional assistance for Disadvantaged Communities through loan forgiveness will utilize the long-standing criteria provided in Appendix E. Additional assistance of loan terms up to 40 years will be available

to communities which have a MHI less than or equal to 120% of the State MHI. The community may also complete an income survey and submit the results to the DWEE for review or petition the Department for additional assistance from the eligibility factors noted in Appendix E.

Forgiveness funds will be targeted to the highest priority eligible projects on the Priority Funding List until all designated funds are obligated. The SFY 2027 program will rely on the existing disadvantaged community forgiveness criteria, except that a policy change to a 60% forgiveness ceiling amount dependent in part on system population and project type, will be in effect for allocating all the FFY 2026 and 2027 funds to public health and infrastructure replacement projects, and if funds remain, to those in accordance with the bypass process.

An exception to the above, up to a 75% forgiveness amount may be extended to those systems that need to implement projects that address emerging contaminants, as a result of an emergency or that intend to supply water to another system to address that system's Administrative Order.

V. DWSRF GRANTS

The following sections apply for the set-aside funding authorized under past Capitalization Grants that are specifically noted for the planned FFY 2026 set-asides, and should the FFY 2027 Capitalization Grant become available during SFY 2027. The exception is for Planning Grants and the study on workforce development, which will be disbursed out of the Administration Cash Fund.

A. PWS Security Grants

Security Grants activity, which may include costs to administer the program, may be funded with up to \$300,000. The intent of this grant is to provide funds to PWSs with a population of 10,000 or fewer to improve the security of public water supplies. Eligible PWSs must:

1. Be a political subdivision with a population of 10,000 or fewer;
2. Have a PWS Emergency Response Plan that has been approved by DWEE;
3. Have attended a workshop regarding potential biological, chemical, and terrorism threats that affect PWS; and
4. Provide a 10% match to improve the protection of PWSs.

The maximum amount of each grant is \$10,000. The PWS Security Grant may include, but is not limited to, installing alarm systems, cyber-security, hardened locks, fencing, lighting, sampling stations, etc. The grants will be funded on a first come first serve basis. DWEE may send a letter to all eligible PWSs on or shortly after July 1, 2026, advising the PWSs of the availability of the grants and the application process.

B. Project Planning Activities and Report Grant

The Department is placing a hold on Project Planning Activities and Report (PPAR) grants and other financial assistance under this sections until funds are available. Additional funds may be provided dependent on the availability of funds and demand for planning assistance. PPAR grants are intended to provide financial assistance to PWSs for PERs for projects seeking funding through the Water Wastewater Advisory Committee (WWAC) common pre-application process. The WWAC Common Pre-application is provided in Appendix E. Any award of such a grant to a PWS shall contain a requirement that the PER be submitted to the DWEE for review and approval. Planning grants shall be awarded to PWSs from the following criteria:

1. The PWS has received an Administrative Order or other enforcement through DWEE;

2. The PWS is a single well system due to the loss of a production well(s) to avoid an Administrative Order or other enforcement through the DWEE;
3. The PWS is a multiple well system and has lost two or more production wells to avoid an Administrative Order or other enforcement through the DWEE; or
4. All remaining PWSs. From needs survey and other pertinent information, the eligibility within this category will be made from a committee evaluation process. In the Department, two members each from the Compliance, Engineering and SRF Sections will form the committee headed by the SRF Section Supervisor. All prospective grant candidates will be determined from a ranked choice basis, with the recommended grant recipients needing final approval from the Division Administrator.

To qualify for the PPAR grant, a PWS must meet the following criteria:

1. Their project must be listed on the DWSRF IUP Priority Planning List;
2. The applicant must be a political subdivision with a population of 10,000 or fewer which demonstrate serious financial hardship; and
3. The applicant must not have received a PPAR grant in the previous 5 years.

The grant may be provided for up to 90 percent of the PER and other eligible costs, and will require 10 percent matching funds from the PWS. The Department will limit the maximum of PPAR grant funds to \$20,000 per project.

Regional Planning Grants will be provided where a Regional PWS, either existing or proposed, will have a project that will address present or prevent future violations of drinking water standards and the regional PWS will not be privately owned. The proposed Regional PWS will have their project on the Priority Planning List or will supply water to a PWS that has a Priority Planning List project to qualify for funding. To be eligible for a Regional Planning Grant, the initial scope of a Regional PWS must be to provide a supply of potable water to a minimum of three PWSs. Regional Planning Grants will be up to 80 percent of the cost of the PER, or other eligible costs, and will require 20 percent matching funds from the PWS; however, such grant is not to exceed a maximum of \$29,000 in federal funds. If applicable, Regional Planning Grants will be ranked off of the PWSs that will be supplied water by the regional system.

C. Source Water Protection Grants Program

Source Water Protection Grant activity may be funded with up to \$150,000. Source Water Protection Grants will be for proactive projects protecting Nebraska's drinking water supplies and will address drinking water quality, quantity, and/or education.

Eligible applicants are political subdivisions with a population of 10,000 or fewer that operate a PWS. The Request for Proposal (RFP) for these grants is issued in the spring of each year. Previous grantees and other eligible applicants are sent notices and the RFP can be viewed online at <http://dwee.ne.gov>. Eligible projects are designed to provide long-term benefits to drinking water quality or quantity, or the education of the public using the water system. Grants cannot be used to purchase land or for the sole purpose of developing a Source Water or Wellhead Protection Plan.

D. Emerging Contaminant Baseline Sampling

At a minimum, PWS supply wells or entry points into systems will be tested for perchlorate and 29 potential PFAS contaminants. Other emerging contaminants may be sampled by the Department, if upon further evaluation it is deemed necessary. This is not routine monitoring, but a data collection effort to establish a baseline. No costs will be charged to the systems. It is anticipated that the results will help justify an

extended monitoring schedule should perchlorate and/or PFAS become a regulated contaminant. Perchlorate testing equipment will be purchased for the State's Public Health Environmental laboratory for perchlorate analyses.

E. Coalition Grants for Hydro-Vacuum Excavation Equipment

PWSs must reclassify unknown service lines as either lead or non-lead under the Lead and Copper Rule Improvements (LCRI) regulation. This competitive grant opportunity will be for the purchase of Hydro-Vacuum Excavation Equipment with the grant covering 90 percent of eligible costs (i.e., equipment must comply with Build America Buy America (BABA), etc.). Eligible applicants are community PWSs, owned and operated by political subdivisions, with a population below 3,300 and a Median Household Income (MHI) less than 120 percent of the State MHI. Grants will be awarded based on three evaluation criteria. The first being cost, the second is the number of surrounding communities that the applicant is willing to assist with their reclassifications of unknown service lines and third, the total of unknown service lines that will be re-classified into either lead or non-lead per the LCRI requirements.

DWSRF Ranked Project Priority Funding List - Base

Priority Points	Location	PWS Number	Population	Project Description	Project Est. Cost	Forgiveness %	Forgiveness Amount
200	Burr	NE3113110	52	Interconnect w/RWD due to Nitrate, Replace Mains and New meters (GPR)	\$462,240	60%	\$277,344
165	Ponca – AMD	NE3105106	907	Water Tower Cost Overrun	\$410,000	22.5%	\$92,250
160	David City - AMD	NE3102301	2,995	Water treatment plant modification.	\$300,000	0%	\$0
130	Riverton	NE3106101	57	New Water Meters	\$60,000	0%	\$0
130	Valentine	NE3103106	2,633	New Well(s) to address PFAS; Replace Water Mains	\$1,335,000	0%	\$0
115	Gibbon	NE3101907	1,878	New Wellfield due to Manganese w/distribution system improvements	\$5,489,000	0%	\$0
105	Blair	NE3117905	7,990	New/Rehab Booster Stations	\$6,800,000	0%	\$0
90	South Sioux City	NE3104309	14,043	Rehab WTP	\$18,300,000	0%	\$0
85	Silver Creek	NE3112104	320	Replace Well w/new transmission main	1,200,000	50%	\$600,000
60	North Bend	NE3105305	1,279	Rehab WTP for Manganese	\$4,530,000	0%	\$0
60	Wayne	NE3118104	5,973	Replace Mains	\$1,860,000	0%	\$0
Total Estimated Costs					\$40,746,240		\$969,594

- Note: See [Appendix I](#) for Acronyms.

DWSRF Ranked Project Priority Funding List - IIJA

Priority Points	Location	PWS Number	Population	Project Description	Project Est. Cost	Forgiveness %	Forgiveness Amount
190	Plainview	NE3113902	1,282	New Wells and transmission main to address Nitrate A.O.	\$5,500,000	50.00%	\$2,750,000
185	Phillips	NE3108106	320	Interconnect w/PWS due to Uranium	\$1,500,000	28.93%	\$433,950
160	Elmwood	NE3102516	654	Water Treatment Plant and well improvements	\$4,713,000	30%	\$1,413,900
160	Prague*	NE3115501	291	New WTP or Interconnect w/PWS due to PFAS & Manganese	\$2,525,000	38.61%	\$975,000
155	Weeping Water	NE3102506	840	New well to address Nitrate; Replace water main; New pump station.	\$5,118,000	36.37%	\$1,861,200
150	Snyder	NE3105303	254	New Well(s) due to PFAS	\$1,111,350	0%	\$0
145	Giltner*	NE3108103	406	Replace/Loop mains; Repaint tank; New well	\$750,000	0%	\$0
145	Dorchester	NE3115103	610	Replace Well to address Carbon Tetrachloride	\$2,100,000	40.00%	\$840,000
90	Minden*	NE3109904	3,118	Rehab WTP for Manganese	\$3,500,000	0%	\$0
Total Estimated Costs					\$26,817,350		\$8,274,050

- Note: See [Appendix I](#) for Acronyms.
- Ranking list subject to change per pending Federal Fiscal Year 2027 program appropriation.
- All projects carried over from State Fiscal Year 2*** IUP.
- All listed projects per SFY 2027 Priority Ranking System.
- Projects with listed forgiveness assistance are eligible per the Disadvantaged Community Definition listed in Appendix E.
- Loan Funding above the IIJA Capitalization Grant totals will come from repaid state funds.
- **In order to expeditiously execute loans for the available funds, applications for all projects will be accepted from the above lists, but may not be funded until the beginning of Federal Fiscal Year 2027 on October 1, 2026. Loan Only projects may have outlay schedules that extend past the FFY 2028 grant match requirements. Those projects noted with an asterisk* may be funded with forgiveness assistance if not provided with funding from USDA’s Rural Development program.**

DWSRF EC Priority Funding List

Priority Points	Location	PWS Number	Population	Project Description	Project Est. Cost	Forgiveness %	Forgiveness Amount
160	Prague*	NE3115501	291	New WTP or Interconnect w/PWS due to PFAS & Manganese	\$3,675,000	100%	\$3,675,000
150	Snyder	NE3105303	254	New Well(s) due to PFOS	\$388,650	100%	\$388,650
145	Giltner*	NE3108103	406	New WTP for Manganese removal	\$2,250,000	71.19%	\$1,601,700
135	Oakland – Est. AMD	NE3102101	1,369	New WTP for Manganese	\$1,985,000	100%	\$1,985,000
130	Valentine	NE3103106	2,633	New Well(s) due to PFOS	\$1,425,000	100%	\$1,425,000
115	Gibbon	NE3101907	1,878	New Wellfield due to Manganese	\$8,000,000	56.39%	\$4,511,000
90	Minden*	NE3109904	3,118	Rehab WTP for Manganese	\$6,500,000	100%	\$6,500,000
Total - EC							\$20,086,350

- Note: See [Appendix I](#) for Acronyms.
- The funding combination of the Emerging Contaminant and traditional Base- & IIJA-General portions of any project cannot exceed a 75% forgiveness level per state statute. Therefore, here are the combined total funding allocations to each of the Emerging Contaminant projects.
 - Prague capped at 75% - (\$3,675,000 with 100% EC Forgiveness plus \$2,525,000 IIJA with 38.61% Forgiveness = \$6,200,000 @ 75%)
 - Snyder capped at 25.91% - (\$388,650 with 100% EC Forgiveness plus \$1,111,350 IIJA with 0% Forgiveness = \$1,500,000 @ 25.91%)
 - Giltner capped at 53.39% - (\$2,250,000 with 71.19% EC Forgiveness plus \$750,000 IIJA with 0% Forgiveness = \$3,000,000 @ 53.39%)
 - Valentine capped at 75% - (\$1,425,000 with 100% EC Forgiveness plus \$475,000 with 0% IIJA Forgiveness = \$1,900,000 @ 75%)
 - Gibbon capped at 45.11% - (\$8,000,000 with 56.39% EC Forgiveness plus \$2,000,000 IIJA with 0% Forgiveness = \$10,000,000 @ 45.11%)
 - Minden capped at 65% - (\$6,500,000 with 100% EC Forgiveness plus \$3,500,000 IIJA with 0% Forgiveness = \$10,000,000 @ 65%)
 - Malcolm capped at 31.93% - (\$1,021,760 with 100% EC Forgiveness plus \$2,178,240 IIJA with 0% Forgiveness = \$3,200,000 @ 31.93%)
- Projects with listed forgiveness assistance are eligible per the Disadvantaged Community Definition listed in Appendix E. There are several projects to address manganese on the priority planning list, which are ready to proceed but presently not listed as PFAS has now become a regulated contaminant. Those manganese projects will be evaluated for funding during the bypass funding period.
- **In order to expeditiously execute loans for the available funds, applications for all projects will be accepted from the above lists, but may not be funded until the beginning of Federal Fiscal Year 2027 on October 1, 2026. And may require that the Department receive the final fiscal year allotments of Emerging Contaminants in Small or Disadvantaged Community grant funding assistance before the lowest ranked projects can formally sign assistance agreements.**

DWSRF Lead Service Line Replacement Priority Funding List

Priority Points	Location	PWS Number	Population	Project Description	Project Est. Cost	Forgiveness %	Forgiveness Amount
155	Weeping Water	NE3102506	1,029	Replace LSL	\$1,000,000	58.98%	\$3,375,088
155	McCook	NE3114504	7,446	Replace LSL	\$4,000,000	60.00%	\$2,400,000
135	Lexington	NE3104708	10,348	Replace LSL	\$1,000,000	60.00%	\$600,000
135	Fullerton	NE3112503	1,244	Replace LSL	\$1,551,660	60.00%	\$930,996
135	Superior	NE3112904	1,825	Replace LSL	\$2,000,000	60.00%	\$1,200,000
135	Hastings	NE3100101	25,152	Replace LSL	\$588,685	60.00%	\$353,211
135	Lincoln	NE3110926	291,082	Replace LSL	\$25,000,000	60.00%*	\$15,000,000
130	David City	NE3102301	2,995	Replace LSL	\$750,000	60.00%	\$450,000
120	Falls City	NE3114705	4,133	Replace LSL	\$300,000	60.00%	\$180,000
120	North Platte	NE3111106	24,210	Replace LSL	\$11,000,000	60.00%	\$6,600,000
120	Blair	NE3117905	7,790	Replace LSL	\$1,350,000	25.30%	\$341,550
105	West Point	NE3103904	3,500	Replace LSL	\$1,350,000	60.00%	\$810,000
115	Gibbon	NE3010907	1,878	Replace LSL	\$100,000	60.00%	\$60,000
100	Talmage	NE3113102	198	Replace LSL	\$100,000	60.00%	\$60,000
80	Madrid	NE3111916	242	Replace LSL	\$225,000	41.12%	\$92,520
70	South Sioux City	NE3104309	14,043	Replace LSL	\$1,500,000	60.00%	\$900,000
70	Dakota City	NE3104301	2,081	Replace LSL	\$500,000	60.00%	\$300,000
60	Grand Island	NE3107902	53,131	Replace LSL	\$14,000,000	60.00%	\$8,400,000
60	Metropolitan Utilities District of Omaha	NE3105507	600,354	Replace LSL	\$60,000,000	60.00%*	\$36,000,000
35	Cozad	NE3104701	3,988	Replace LSL	\$3,800,000	60.00%	\$2,280,000
30	Kearney	NE3101906	33,790	Replace LSL	\$2,000,000	60.00%*	\$1,200,000
25	Valley	NE3105518	3,037	Replace LSL	\$250,000	0%	\$0
15	Albion	NE3101102	1,699	Replace LSL	\$100,000	42.36%	\$42,360
15	Papillion	NE3115313	24,159	Replace LSL	\$3,000,000	0%	\$0
Total - Lead Service Line Replacement					\$135,465,345		\$81,575,725

- Note: See [Appendix I](#) for Acronyms.
- For PWSs shown with an * (asterisk), the listed 60% forgiveness percentage is from census tract poverty rate criteria listed in Appendix E. Should those systems wish to replace LSLs outside of the noted census track eligibility, it will be at a reduced percentage from the available 2020-2024 five-year estimates for the other noted locations within that PWSs service area. For Bellevue - 16.28%, Bennington - 0%, Chalco CDP 11.15%, Douglas County - 26.10%, Kearney - 50.25%, LaVista - 21.75%, Lincoln - 47.63%, Nebraska City - 58.38%, Omaha - 41.47%, Ralston - 60.00% and Sarpy County - 0%. The percentage noted for Bellevue is for those areas located outside of Census Track 104.02 in Sarpy County. Projects with listed forgiveness assistance are eligible per the Disadvantaged Community Definition listed in Appendix E.
- Funding for LSL replacement projects will be allocated annually from the known inventory of LSLs for each PWS for only the full replacement of any public or private LSLs. Should inventories be established by PWSs over the 5-year period of the IJIA implementation, there may be a rebalancing of funds by the end of the IJIA LSL Replacement funding program.
- Up to the bypass period, funding preference will initially be given to those communities that have not closed prior LSL replacement loans with the program.

Land Acquisition Source Water Protection Project Priority List

Priority Points	Location	PWS Number	Population	Land Cost
150	Aurora	NE3108101	4,678	\$2,000,000
130	Valentine	NE3103106	2,633	\$700,000
135	Wilber	NE3115105	1,937	\$200,000
115	Gibbon	NE3101907	1,878	\$200,000
60	West Knox RWD	NE3120348	565	\$500,000
60	Burwell	NE3107101	1,087	\$100,000
Total - Land Acquisition and Source Water Protection				\$3,700,000

- Note: See [Appendix I](#) for Acronyms.

APPENDIX A1

CWSRF PROJECT PRIORITY RANKING SYSTEM

The State is responsible for the determination of priority given to the construction of publicly owned treatment works and preparation of a State Project Priority List under Title II, Section 216 of the federal CWA.

The Priority Ranking System shall be used to rank the projects on the State Project Priority List. Priority ranking for the projects utilizes the following eight categories to determine total points awarded. The greater the total number of points, the higher the ranking. When necessary, a tiebreaker as described later, is used. Municipalities that were in mid-process will be automatically carried forward from the prior year. Although ranked with zero priority points, all late survey submissions may still be eligible for funding after the bypass date. The ranking of all municipality projects will be conducted in even numbered fiscal years, with only ranking of unique discovered needs in odd fiscal years.

CATEGORY 1. PROJECT BENEFIT

This category incorporates several factors, including the type of project and the relative level of the impact on the environment. Points for only one benefit are awarded. When a project has more than one significant benefit, the benefit with the highest point value is used. In addition to the priority points awarded according to the following schedule, projects receive five supplemental benefit priority points for regionalization if the project includes the consolidation of wastewater collection and treatment systems owned and operated by two or more municipalities.

Benefit:	System Code:	Priority Points:
Elimination of raw or primary waste discharge	A	35
Separation of combined sewers	B	35
Public health benefit by elimination of frequent sewer backups or septic tank system – drinking water well spacing conflicts	C	35
Municipal wastewater collection and treatment system to replace on-site treatment systems	D	30
Remediation or protection of drinking water supply in zone of influence of municipal well field	E	30
Replacement or upgrade of wastewater treatment system to assure compliance with secondary treatment standards (Total Suspended Solids (TSS), and Biochemical Oxygen Demand (BOD) or Carbonaceous Biochemical Oxygen Demand (CBOD)	F	30
Disinfection of wastewater effluent	G	25
Replacement or upgrade of wastewater treatment system to meet water quality permit limits (Ammonia, E-coli & PH)	H	25
Remediation of ground water at landfill site	I	25
Sludge stabilization	J	25
Storm water management	K	20
Addition or repair of wastewater collection system or lift station	L	20
Beneficial reuse (Gray water reuse, land apply line, & equipment, etc...)	M	20
Water quality improvement for a Nonpoint Source project	N	20
Water conservation	O	15
Other benefits	P	5

CATEGORY 2. BENEFICIAL USE AND CLASSIFICATION OF RECEIVING WATERS

This category addresses receiving water that is currently impacted or has the potential to be impacted by existing situations, and that would be improved or protected by the proposed project. Points for only one beneficial use or one ground water classification are awarded. The applicable use or classification with the highest point value is utilized. Some projects may impact both surface water and ground water, but only the primary receiving waters are considered. Wastewater treatment and collection systems to replace existing septic tank systems, will use the ground water classification for point allocation, unless there is documentation of extensive discharges to surface waters. Improvements to existing complete retention lagoons will use the assigned use of the stream that is being protected for point allocation, unless the problem is excessive seepage rather than inadequate capacity. Sludge stabilization, sewer, and lift station project point allocation from the assigned use of the stream that receives or could receive the effluent discharge. Sewer projects that eliminate the need for septic tanks are allocated points from the ground water classification.

Assigned Beneficial Use of Surface Water:	System Code:	Priority Points:
Class A and Class B State Resource Waters	Q	25
Public Drinking Water	R	25
Recreation	S	20
Class A – Cold Water Aquatic Life (Flows all year)	T	10
Class B – Cold Water Aquatic Life (Seasonal flow)	U	10
Class A – Warm Water Aquatic Life	V	10
Class B – Warm Water Aquatic Life	W	5
Ground Water Classification:		
GA (public system)	X	25
GB (individual system)	Y	15

Classifications come from definitions in Nebraska Titles 117 and 118.

CATEGORY 3. WATER QUALITY OF RECEIVING WATERS

The quality of water in the receiving stream or aquifer is another factor in project prioritization. Priority is given to projects potentially impacting bodies of water that have been degraded by pollutants and are impaired for one or more assigned beneficial uses. Neither the specific source of these pollutants causing the impairment, nor the specific impact of the potential project is considered in this assessment.

Some projects may impact both surface water and ground water, but only the primary receiving waters shall be considered. The projects that primarily impact surface waters are those projects that received priority points for Assigned Beneficial Use of Surface Water in Category 2. The projects that impact ground water are those projects that received priority points for Ground Water Classification in Category 2.

An assessment of the quality of water in surface water bodies from assigned beneficial uses is presented in the current Surface Water Quality Integrated Report, which includes a list of water bodies that beneficial uses are not being met due to impacts of one or more pollutants, commonly referred to as the Section 303(d) List. Projects that primarily impact surface waters are awarded priority points if the water body that receives or could receive the wastewater discharge is listed in the report as having one or more beneficial uses impaired by one or more pollutants. Water bodies impaired by natural causes or conditions are not awarded priority points.

Pollution can also impact ground water and make it unfit for some uses. Watersheds were evaluated for ground water quality impairment for the Nebraska Unified Watershed Assessment. This evaluation considered contamination by nitrate and pesticides and administrative orders and notice of violations for public drinking water supplies issued by the Department. The SRF program will utilize information obtained from the Nebraska Water Quality Management Report, as prepared in accordance with Neb. Rev. State Statute 46-1304, and use the information to award additional points using the following assessment:

Indication of Water Quality Impairment	System Code	Priority Points
Water Body Assessment Category Listed in Surface Water Quality Integrated Report		
Category 4A or 4B	Z	20
Category 5	AA	20
Nebraska Unified Watershed Assessment, Ground Water Quality Resource Component Weighted Value		
100 Points	BB	20
50 Points	CC	10

CATEGORY 4. ENFORCEMENT MEASURES

This category addresses enforcement measures initiated by the DWEE to address violations of the Environmental Protection Act and other related acts. Points are awarded for a project if the project can reduce or prevent future violations and essentially satisfy the enforcement action.

Enforcement Measure	System Code	Priority Points
Consent Order	DD	25
Administrative Order or EPA Orders	EE	25
Referral to Attorney General	FF	25
Compliance Schedule in NPDES Permit	GG	20
Letter of Noncompliance or EPA 308 Letter	HH	15

CATEGORY 5. READINESS TO PROCEED

This category addresses the state of project planning, preparation of plans and specifications, and readiness to proceed with project construction.

Project State	System Code	Priority Points
Construction Permit Issued	II	60
Plans and Specifications Submitted to DWEE	JJ	50
Finding of No Significant Impact (FNSI) or Categorical Exclusion (CatEx) Issued	KK	40
Facility Plan Submitted to DWEE	LL	25

CATEGORY 6. POPULATION

This category addresses the existing populations to be served by the proposed project. The population is also an indication of the relative magnitude of the impact on the environment that is addressed by the proposed project. If the facility serves the entire municipality, the population shall be taken from the latest official census. If the facility serves only a part of the municipality, an estimate of the existing population served shall be used. Estimates of the population previously served shall be used for projects relating to facilities no longer in service, such as remediation of closed landfill sites.

<u>Population Served</u>	<u>Priority Points</u>
50,000 or Greater	10
10,000 - 49,999	8
5,000 - 9,999	6

<u>Population Served</u>	<u>Priority Points</u>
2,500 - 4,999	4
800 - 2,499	2

CATEGORY 7. ASSESSING WASTEWATER INFRASTRUCTURE NEEDS (AWIN)

This category addresses a municipality's sustainability risk to afford infrastructure projects in the future through the use of the AWIN Sustainability Model developed by DWEE. The AWIN Sustainability Model is a probability model that evaluates and scores a municipality from population trends, economic state, and resources. The low-risk range includes municipalities likely to have sustainable growth and needs little additional help. The moderate-risk range is comprised of municipalities with uncertain growth potential requiring further evaluation to determine the need for additional assistance. The high-risk range includes those municipalities that may need additional assistance to bring them into compliance without causing undesired financial stress.

<u>Sustainability Risk:</u>	<u>Priority Points</u>
High	25
Moderate	15
Low	0

CATEGORY 8. FINANCIAL IMPACTS

This category addresses the financial impact of the proposed project on the users that will provide the revenue to repay the loan. Priority points are awarded according to the annual cost of the loan per person as a percentage of the MHI. A 20-year loan shall be assumed with the interest rate from market rates and MHI data.

<u>Annual Loan Costs Per Person as a Percentage of Median Household Income</u>	<u>Priority Points</u>
Greater than 0.2 Percent	10
0.05 to 0.2 Percent	6
Less than 0.05 Percent	2

TIEBREAKER

Two or more projects may receive the same total priority points on the IUP project list. Although municipalities are informed when there is doubt about funding availability, in projects with the same priority point total, ties are broken at first appearance. The priority of these projects is reviewed as they proceed to bid opening. Ties are broken by consideration of enforcement measures, specific provisions of the permit issued for the facility, and when the project is an integral part of a designated surface or ground water project established under state or federal law. The following table shall be used to break ties:

<u>Factor</u>	<u>Priority</u>
Enforcement Measure	Higher
Compliance Schedule in Discharge Permit	↕
Project is Part of a Designated Water Quality Project	↕
None of the above factors	Lower

If consideration of the above factors does not break the tie, priority shall be from the annual loan cost per person as a percentage of the MHI. The project with the higher percentage, shall have the higher priority.

APPENDIX A2

DWSRF PROJECT PRIORITY RANKING SYSTEM

1. Scope and Purpose. The Drinking Water State Revolving Fund Act §§71-5314 to 71-5327 requires that loans shall be made to eligible public water systems (PWSs) for eligible projects. The purpose of the priority ranking system is to establish a list of eligible projects to be funded in such a manner that priority for the use of the Drinking Water Facilities Loan Fund or the Land Acquisition and Source Water Loan Fund will be given to projects that (A) address the most serious risk to human health; (B) are necessary to ensure compliance with the Title 179, Public Water Systems; and (C) assist systems most in need, on a per person basis according to the affordability criteria.

The ranking of all PWS projects will be conducted in even numbered fiscal years, with only ranking of unique discovered needs in odd fiscal years.

2. DWSRF Priority Ranking System.
 - a. Priority Ranking System for the Use of the Drinking Water Facilities Loan Fund. The following DWSRF priority ranking system, developed in coordination with the Department's Drinking Water Division, shall be used to rank the projects on the DWSRF IUP priority lists for the use of the Drinking Water Facilities Loan Fund. Priority ranking of projects will be from total points awarded for the following three categories. Points for only one benefit in each category shall be awarded; when a project has more than one significant benefit, the benefit with the highest point value shall be used. The greater the total number of points, the higher the ranking. The ranking will be done, and the priority lists prepared annually, before IUP drafting.
 - i) Health or Capacity Development Benefit Provided by Project. This category incorporates the type of project and the level of benefit to human health, or improvement to the PWS. These projects are for the development, construction, or modification of the PWS to ensure compliance with the requirements of the Safe Drinking Water Act (SDWA) and the regulations adopted thereunder.

<u>Health or Capacity Development Benefit</u>	<u>Priority Points</u>
1. <u>Maximum Contaminant Level (MCL)/Treatment Technique Requirements.</u> Maximum allowable levels are established for those parameters which may be detrimental to public health. Detected contaminant levels in excess of 80% of the MCL within the past 4 years may qualify the project for ranking under this category.	
a. Concentration of a contaminant or duration of exposure may lead to the potential for life-threatening acute health effects (ex. high nitrates and methemoglobinemia in babies) or irreversible chronic effects (ex. high lead and neurological impairment in children). Detected concentration of a contaminant at 80% of its MCL or ACL within the past 4 years may qualify for ranking or,	130
b. The contaminant is a carcinogen and it has been detected at 80% of its MCL within the past 4 years may qualify for ranking, or	115
c. Concentration of a contaminant or duration of exposure may be associated with non-life-threatening or reversible adverse long-term health effects (ex. excess chlorine and eye/nose irritation and stomach discomfort) and it has been detected above its MCL within the past 4 years may qualify for ranking.	100
2. <u>Critical Capacity Development.</u> These projects would be for the development, construction, or modifications of the PWS to correct major deficiencies relating to the Design Standards in Title 179 NAC 2-007. Projects include: <ul style="list-style-type: none"> • Backup Wells/Sources for single Well PWSs • Replacement of significantly aged or deteriorated major infrastructure, including Wells and Storage. The eligibility of a project for assignment of this priority point subcategory will be made at the discretion of the Division Administrator. 	85

<p>3. <u>Sustainability Factors</u>. These projects would address upgrade to and/or the replacement of existing major infrastructure, such as:</p> <ul style="list-style-type: none"> • Supply Wells, Ground or Elevated Storage • Major Treatment Plant Renovations • Major Distribution System Replacement projects (Replacement project phases are at least a minimum of 50% of the overall project cost) 	55
<p>4. <u>Secondary Contaminant Level (SMCL)</u>. Recommended maximum levels are set for parameters which are not harmful to health but make the water undesirable for use. Project would improve water quality and include disinfection.</p>	40
<p>5. <u>System Design Deficiencies</u>. These projects would be for the development, construction, or modifications of the PWS to or prevent deficiencies relating to the Design Standards in Title 179 NAC 7. Projects would address:</p> <ul style="list-style-type: none"> • Inadequate source capacity • Inadequate distribution pressure/storage 	25
<p>6. <u>Other Factors</u>. These projects would address other water supply system concerns such as:</p> <ul style="list-style-type: none"> • Replacement or rehabilitation of other minor system components that are aged and/or have exceeded design life • Controls/automation to improve operational efficiency • Security measures and/or Standby Power • Chlorine and/or Fluoride Feed Systems 	10

ii) Financial Impacts. This category addresses the financial impact of the proposed project on the users that will provide the revenue to repay the loan. Priority points are awarded according to the annual cost of the loan per person as a percentage of the MHI. A 20-year loan shall be assumed from the minimum effective interest rate of the DWSRF Program.

<u>Annual Loan Costs Per Person as a Percentage of Median Household Income</u>	<u>Priority Points</u>
Greater than 0.8 Percent	45
Greater than 0.6 to 0.8 Percent	35
Greater than 0.4 to 0.6 Percent	25
Greater than 0.2 to 0.4 Percent	15
Less than or equal to 0.2 Percent	5

iii) Enforcement Measure. This category addresses compliance with Title 179 drinking water standards and/or the enforcement taken requiring the system to address the deficiencies/water quality concerns that contribute to noncompliance, or any drinking water project needed as a result of an DWEE enforcement.

<u>Enforcement Measure</u>	<u>Priority Points</u>
Administrative order issued/other enforcement taken relating to design/infrastructure deficiencies/water quality or discharge concerns/etc. addressed by the proposed project.	25

iv) Readiness to Proceed. This section addresses establishing the Priority Funding List per the state of a PWSs project, assessing the readiness to proceed within SFY 2027. The criteria that were utilized in establishing the Priority Funding List are as follows:

- (1) PWS with a Finding of No Significant Impact (FNSI) or Categorical Exclusion (CatEx) issued by the program; with priority over,
- (2) Plans and Specifications (P&Ss) – P&Ss for Ranked Project prepared or under contract for design; with priority over,
- (3) Engineering Report with Test Hole – Report for Ranked Project has been prepared and, if applicable, a Test Hole has been completed; with priority over,

- (4) Engineering Report – Report for Ranked Project has been prepared, first and/or where additional ranking preference may be given to those projects with demonstrated readiness to proceed.

In the above-listed order, preference shall be first given to placing those High Priority PWSs/projects in ranked order on the Priority Funding List. Where such projects in a sufficient number do not exist, readiness to proceed criteria 2 through 4 shall be repeated for Low Priority PWSs/projects. Where ties in ranking points occur, the projects are ranked in descending order per the established tiebreaking criteria in Section 4 below. The intent of the Readiness to Proceed criteria is to identify those projects most likely to receive funding in the coming fiscal year from information provided by the PWSs (or their Engineers). A limited comprehensive bypass may also be developed using the above-listed criteria, should additional funds become available during the fiscal year.

Two exceptions are made to the above-listed criteria. First, those projects that have been obligated or offered better funding through another Federal (United States Department of Agriculture (USDA) - Rural Development) or State (Nebraska Department of Economic Development (NDED) Community Development Block Grant (CDBG)) infrastructure funding program will not be included on the Priority Funding List. Second, those PWSs that have turned down or passed on better funding offers from the DWSRF for the listed project in past fiscal years. During the public participation process (i.e., EQC IUP approval), those systems will still be included on the Priority Planning List, and can request in writing placement on the Priority Funding List at any time, should that PWS disagree with DWEE proposed ranking.

- b. Priority Ranking System for the Use of the Land Acquisition and Source Water Loan Fund. The following priority ranking system shall be used to rank the projects on the DWSRF IUP project list for the use of the Land Acquisition and Source Water Loan Fund. Priority ranking for the projects is from total points awarded for the following three categories. Points for only one benefit in each category shall be awarded; when a project has more than one significant benefit, the benefit with the highest point value shall be used. The greater the total number of points, the higher the ranking.
 - i) Health Benefit Provided by Project. This category incorporates the type of project and the level of benefit to human health. These projects are for the acquisition of land or a conservation easement to protect the source water of the system from contamination and to ensure compliance with the NSDWA and Title 179.

<u>Health Benefit</u>	<u>Priority Points</u>
1. <u>Acquisition of Land or a Conservation Easement to Protect the Source Water of the System from Contamination.</u>	
a. Acute Health Effects	
i) Microbiological/Nitrate	40
b. Chronic Health Effects	35
2. <u>Public Water System Implementing Voluntary Source Water Protection Measures.</u>	
a. Acute Health Effects	
i) Microbiological/Nitrate	40
b. Chronic Health Effects	35

- ii) Financial Impacts. This category addresses the financial impact of the proposed project on the users that will provide the revenue to repay the loan. Priority points are awarded according to the annual cost of the loan per person as a percentage of the MHI. A 20-year loan shall be assumed with the interest rate from the minimum effective interest rate of the DWSRF Program.

Annual Loan Costs Per Person as a Percentage of Median Household Income	Priority Points
Greater than 0.4 Percent	25
0.2 to 0.4 Percent	15
Less than 0.2 Percent	5

- iii) Enforcement Measure. This category addresses compliance with Title 179 drinking water standards and/or the enforcement requiring the system to address the issues that contribute to noncompliance.

Enforcement Measure	Priority Points
Administrative order issued/other enforcement taken relating to source water protection addressed by the proposed project.	25

3. Service Meters. Water service meters will be required as a part of the project, if the water system does not have service connections metered.
4. Tiebreaker. Two or more projects may receive the same total number of priority points on the IUP project list. Ties shall be broken only when (A) two or more projects receive the same total of priority points from the above three categories, (B) the environmental reviews have been completed, (C) the systems are ready to sign the loan contracts, and/or (D) adequate funding for all these projects is not available. The plans and specifications will be considered first in breaking the tie. Projects with plans and specifications approved by the Department shall have a higher priority than those projects with plans and specifications currently in the Department's review and approval process. If further deliberation is needed, the project with a higher annual loan cost per person as a percentage of the MHI shall have the higher priority. This last tiebreaking criterion is critical in establishing the projects to be included on the prioritized Funding Program Lists.
5. Small System Priority. Fifteen percent of the total funds available for the loans shall be earmarked for systems with fewer than 10,000 persons except for LSL replacement projects which will rely on the program's historical bank of excess assistance to small systems, which vastly exceeds the 15% requirement.
6. Disadvantaged Community Definition. The purpose of the affordability criteria is to determine which of the projects receiving funds from the DWSRF may also qualify for financial assistance beyond the ordinary benefits available through the DWSRF. Eligible PWS may qualify for additional financial assistance if their population is equal to or less than 10,000 people with an MHI less than 120 (one hundred twenty) percent of the state MHI. See Appendix E.

APPENDIX B1

CWSRF PROJECT PRIORITY PLANNING LIST – ALPHABETICAL ORDER

Priority Points	Location	NPDES ID#	US Census 2020 Est. Pop.	Project Description	Project Est. Cost
32	Abie	NEU132659	65	GPS locate and map all sewer man holes and clean outs \$2200 - SFY 2024	\$ 2,200
31	Adams	NE0045055	604	West Main Street Extension (Phase 1) - \$1000000.00; GIS Mapping of sewer system - \$15000.00	\$ 1,015,000
129	Ainsworth	NE0112267	1,616	NDOT Hwy 7 - Replace Sanitary Mains Services & Manholes - \$900000.00 - Lift Station Rehabilitation to Current Standards - \$275000.00; WWTP/PER - \$45000.00; CIPP Existing Mains - \$250000.00 – SFY 2026	\$ 1,470,000
87	Albion	NE0026573	1,699	Replace/repair/add manholes - \$250000.00; Extend sewer lines - \$1100000.00; CCTV/CIPP sewer mains - \$500000.00; Solids handling of biosolids improvements - \$2500000.00	\$ 4,350,000
55	Alda	NE0042056	647	Sewer main improvements (CIPP, Rehab MHs, etc.) - \$500000.00; Lagoon improvements (bank stabilization) - \$150000.00; Lift station improvements - \$900000.00	\$ 1,550,000
77	Alexandria	-	148	Sewer CIPP Lining - \$100000.00	\$ 100,000
66	Allen	NE0031241	355	Sewer main repair and replacement - \$130000.00; Sewer lift station repair - \$100000.00	\$ 230,000
72	Alma	-	1,043	Sludge removal - \$100000.00; Sewer main repairs - \$50000.00; Manhole rehab - \$50000.00; Force main replacement - \$710000.00; Sewer lift station - \$500000.00	\$ 1,410,000
47	Amherst	NE0112992	201	Collection system repairs - \$50000.00	\$ 50,000
81	Ansley	-	459	Sewer main study with CCTV - \$45000.00; Line 8" main - \$400000.00; Replacement of 4 blocks 6" main - \$110000.00	\$ 555,000
38	Arapahoe	NE0021521	1,002	Misc. sanitary sewer main extension, rehab, and replacements - \$175000.00; Misc. sanitary sewer manhole installation, rehab, and replacements - \$140000.00; Industrial development sanitary extension - \$250000.00	\$ 565,000
46	Arcadia	NE0041297	283	Reline mains - \$100000.00; Collection main replacement and extension - \$250000.00; Lagoon maintenance and rehab - \$200000.00	\$ 550,000
80	Ashton	-	198	Storm drainage - \$100000.00; Portable pump and pipe for land application - \$75000.00; Clean and TV sewer mains - \$25000.00; Line sewer mains - \$150000.00	\$ 350,000
69	Atkinson	NE0021610	1,306	Replacement mains - \$300000.00; Lift station rehabilitation - \$200000.00	\$ 500,000

Priority Points	Location	NPDES ID#	US Census 2020 Est. Pop.	Project Description	Project Est. Cost
111	Auburn	NE0027774	3,470	Manhole rehab, sewer lining - \$624017.00	\$ 624,017
59	Aurora	NE0031810	4,678	Sewer main extension in several locations - \$2650000.00; West interceptor sewer main, Hwy 34 and O Rd south and east to south interceptor main - \$1000000.00; Existing sewer collection system repair/rehabilitation - \$200000.00; WWTF expansion - \$25000000.00; WWTF site irrigation by reuse water - \$100000.00	\$ 37,950,000
66	Bancroft	NE0028088	496	Sewer system repairs - \$150000.00	\$ 150,000
120	Barneston	NE0121711	90	Phase I: Construct new lift station - \$450000.00; Phase I: Replace water meters - \$100000.00; Phase I: Sewer system CCTV and review (I&I) - \$50000.00; Phase II: Lagoon improvements - new lagoon - \$1200000.00; Phase II: Sludge removal - \$200000.00; Phase II: Sewer collection system improvements - \$300000.00	\$ 2,300,000
95	Bartley	-	270	Renovation of existing lagoon cells for additional capacity with line reconstruction and piping improvements with rip-rap - \$900000.00; Installation of concrete rip-rap on north and east dikes of existing lagoon cells for erosion control - \$125000.00	\$ 1,025,000
66	Bassett	NE0112666	538	Renovate/repair collection system mains and manholes - \$200000.00; Control location - \$100000.00; Study of wastewater system - \$25000.00	\$ 325,000
68	Battle Creek	NE0041301	1,194	Sewer main repair & replace - \$1250000.00; WWTF - part improvements (pumps, screen, motors) - \$400000.00; SSES Study - \$500000.00	\$ 2,150,000
112	Bayard	NE0112739	1,140	Lagoon cell rehab - \$2750000.00; 12" truck sewer main replacement - \$450000.00; Ave C sewer main replacement between 8th and 11th Streets - \$100000.00; Lift station rehab (pumps rehab) - \$50000.00	\$ 3,350,000
100	Beatrice	NE0020915	12,261	WWTF grit removal process upgrade (construction only) - \$2000000.00; WWTF influent headworks pump replacement #1, #2, and #3 (design & construction) - \$1350000.00; Lift Station No. 1 improvements (design & construction) - \$1300000.00; Lift Station No. 6 improvements (construction only) - \$800000.00; Industrial Park trunk sewer improvements pipe bursting (construction only) - \$650000.00; 24" CMP sanitary sewer replacement (study, design, and construction) - \$1000000.00	\$ 7,100,000
151	Beaver City	NE0026476	537	Sewer extension north - \$93000.00; Manhole extensions (raise to surface) - \$48000.00; Dike and liner repair waste stabilization cell #3 - \$350000.00	\$ 491,000
85	Beaver Crossing	NE0023981	375	Sewer collection system repair - \$200000.00; Lagoon improvements and land application - \$750000.00; water meters - \$550000.00	\$ 1,500,000
62	Bee	NE0123200	171	Televising and rehabilitation of sewer mains - \$50000.00	\$ 50,000
105	Beemer	NE0046086	611	Upgrade controls and SCADA - \$65000.00; Sewer main CIPP improvements - \$450000.00; WWTF improvements (building improvements, influent pump replacement, aeration basin diffuser and	\$ 2,015,000

Priority Points	Location	NPDES ID#	US Census 2020 Est. Pop.	Project Description	Project Est. Cost
				air piping replacement, new clarifier, electrical system improvements) - \$1500000.00	
55	Belden	-	113	Renovate/repair collection system mains & manholes - \$400000.00; Highway sewer main repair - \$75000.00; Clean and televise sewers - \$75000.00	\$ 550,000
87	Belgrade	-	103	Preliminary engineering report for wastewater system - \$30000.00; Lagoon upgrade - \$675000.00	\$ 705,000
77	Bellwood	NE0046094	407	Collection system CIPP - \$125000.00	\$ 125,000
87	Benedict	NE0114944	203	Sewer main extension - \$50000.00	\$ 50,000
89	Benkelman	NE0112887	821	Sewer main extension - \$100000.00; Manhole rehab (lining and adjusts to ground) - \$100000.00	\$ 200,000
29	Bennet	NE0040916	1,082	4,000 LF of sanitary sewer main CIPP lining and manhole rehab to reduce I&I - \$200000.00; Update Programmable Logic Controller (PLC) at wastewater treatment plant - \$50000.00; Lagoon sludge removal - 3,000,000 gallons (projected need in 2027) - \$300000.00; GIS mapping of sewer system - \$15000.00	\$ 565,000
64	Bennington	-	2,026	Repair manholes and mains with lining of sanitary sewer mains along Stark and Allen Streets - \$450000.00	\$ 450,000
26	Bertrand	exempt	709	Sewer extension \$20000.00; Water meters for reduced WWTF flows - included on DWSRF \$600000.00 - SFY 2024	\$ 620,000
85	Bladen	-	205	Clean and repair sewer lines - \$100000.00; 1,800 LF 8" 6 manholes - \$100000.00; Sewer study - \$30000.00; Lagoon aeration system - \$50000.00; Land application system upgrades - \$50000.00	\$ 330,000
73	Blair	NE0021482	7,990	Collection System PER - \$50000.00; South Street relief sanitary sewer main - \$1000000.00; Odor arrestor for WWTP - \$750000.00; Sanitary sewer main extension County Road P35 - \$500000.00; North trunk sewer main extension - \$1000000.00	\$ 3,300,000
62	Bloomfield	NE0021733	986	Replace Main Lift Station - \$1000000.00; Sewer Main Repair & Replacement - \$325000.00; CIPP Sewer Repair - \$200000.00; Sewer SCADA - \$125000.00; Valve Replacement / Lagoon Repair - \$100000.00	\$ 1,750,000
44	Blue Hill	NE0027286	805	Manhole rehabilitation \$30000.00; Lift station replacement/rehabilitation \$30000.00 - SFY 2024	\$ 60,000
70	Bradshaw	NE0121321	273	Replace and extend collection system - \$350000.00; Replacement of lift station - \$200000.00; Sludge removal / dredging - \$150000.00	\$ 700,000
50	Brady	NE0031402	383	Add on Existing Lagoon/Land Application - \$500000.00; Televised Sewer Main - \$25000.00; Sewer Main Repair/Lining - \$400000.00	\$ 925,000
22	Brainard	-	336	Sewer Main CIPP - \$125000.00	\$ 125,000

Priority Points	Location	NPDES ID#	US Census 2020 Est. Pop.	Project Description	Project Est. Cost
113	Bridgeport	NE0112119	1,454	Rebuild control structures and rehab a portion of Cell C at lagoon - \$280000.00; Upgrade Lift Station SCADA - \$30000.00; Replace Generator at lagoon - \$35000.00; Land application conversion - \$400000.00	\$ 745,000
95	Bristow	exempt	70	Replace sewer lift station - \$200000.00	\$ 200,000
71	Broadwater	exempt	95	Five new sampling stations for water testing - \$19675.00; One block of new sewer line - \$30000.00	\$ 49,675
66	Broken Bow	NE0042374	3,506	Collection System Improvements (CIPP) - \$750000.00; WWTF Improvements (Grit/Screen) - \$750000.00; Manhole Rehabilitation - \$300000.00; WWTF Influent Basin Rehabilitation - \$20000.00	\$ 1,820,000
96	Brule	NE0021229	331	Replace existing clarifier with concrete clarifier \$175000.00 - SFY 2024	\$ 175,000
45	Brunswick	-	152	Replace sewer mains - \$500000.00	\$ 500,000
81	Burr	NE0046116	52	Televiser and replace sewer - \$30000.00	\$ 30,000
87	Burwell	NE0021172	1,087	Replace influent pumping station with grit chamber & grinder - \$1300000.00; Replace remote lift station - \$400000.00; CIPP Sewer Main Rehabilitation - \$500000.00; Manhole Rehabilitation (25 manholes) - \$125000.00; New Control & Monitoring System - \$250000.00; Generator for Emergency - \$100000.00	\$ 2,675,000
42	Butte	NE0139521	286	Repair or rehab manholes - \$50000.00	\$ 50,000
51	Byron	NE0029271	83	Wastewater collection system improvements \$100000.00 - SFY 2024	\$ 100,000
27	Callaway	exempt	563	Sewer mains and storm sewer to assisted living facility \$350000.00 - SFY 2024	\$ 350,000
78	Cambridge	NE0024180	1,071	Collection system video inspection, cleaning, and repairs - \$300000.00; Rotor replacements - \$175000.00; South lift station pumps and force main - \$40000.00; WWTF RAS pump to splitter, misc. WWTF pumps - \$75000.00; UV building screw pump rehabilitation, aeration diffuser replacement - \$165000.00; WWTF & L.S. SCADA System - \$35000.00	\$ 790,000
70	Campbell	NE0045098	272	Lagoon Rehab - \$250000.00; Lift Station Rehab - \$250000.00; Sewer Main CIPP Improvements - \$250000.00	\$ 750,000
46	Carroll	NE0023990	191	Rehab sewer mains and manholes - \$200000.00	\$ 200,000
42	Cass Cnty SID #4	NE0112895	104	Replace Wastewater Treatment Facility with Lagoons - \$1800000.00 – SFY 2023	\$ 1,800,000
67	Cass Cnty SID #5	NE0112437	645	Sanitary sewer repairs and replacements - \$150000.00; Sanitary lift station repairs and replacements - \$250000.00	\$ 400,000
26	Cedar Bluffs	-	615	New lift station \$250000; SCADA controls at two lift stations \$45000.00 - SFY 2024	\$ 295,000
62	Cedar Rapids	NE0049158	382	Video inspections and clean sewer mains - \$25000.00; Rehab manholes and repair mains - \$25000.00; Replace blowers at WWTF - \$20000.00; Replace standby generator - \$30000.00	\$ 100,000

Priority Points	Location	NPDES ID#	US Census 2020 Est. Pop.	Project Description	Project Est. Cost
77	Center	exempt	79	Bazille St. and Weschendorff St. sewer (SAG) - \$25000.00; Sewer Mapping - \$10000.00	\$ 35,000
105	Central City	NE0025445	3,039	Mechanical WWTF improvements - \$500000.00; Lift station improvements - \$250000.00; Sewer collection improvements - \$1000000.00	\$ 1,750,000
37	Ceresco	NE0046124	919	System PER - \$37500.00; Sewage plant rebuild or replace - \$2500000.00; Lift station to accommodate new development - \$625000.00	\$ 3,162,500
83	Chadron	NE0029190	5,206	Wastewater sludge pond pivot - \$600000.00; Collection system improvements - \$425000.00; I/I study - \$80000.00; Replace 1300 LF sanitary sewer - \$160000.00	\$ 1,265,000
57	Chambers	NE0129488	288	Collection System Improvements - \$250000.00	\$ 250,000
60	Chapman	NE0031747	260	Effluent pumps for land application - \$70000.00; Replace mains and repair manholes - \$230000.00; Lift station alarms - \$30000.00; Lan application of wastewater - \$75000.00; Planning Study - \$35000.00; Rehab lagoon cells - \$600000.00	\$ 1,040,000
93	Chappell	NE0029211	844	Backup generator at wastewater plant - \$150000.00; Enclosing of head works - \$250000.00 - Manhole Rehab - \$100000.00; Sanitary Sewer Rehab - \$300000.00; Wastewater Study for Total Detention Lagoons - \$45000.00 – SFY 2026	\$ 845,000
42	Cheyenne County SID #1	-	80	Flood plain modeling/environmental review/PER - \$250000.00; Replace 80 year old water/sewer lines - \$5982564.00	\$ 6,232,564
87	Clarks	NE0113549	344	Lift station replacements - \$150000.00 - SFY 2024	\$ 150,000
31	Clarkson	NE0021164	614	New grinder at lift station - \$125000.00; Sewer main repairs - \$200000.00	\$ 325,000
46	Clay Center	NE0045110	735	Sewer collection system repairs - \$400000.00; Lift station generator - \$75000.00	\$ 475,000
22	Clearview Utilities Corp.	-		Extension of Kearney wastewater collection system to subdivision and install subdivision collection system to subdivision and install subdivision collection system and connect to city when able - \$1800000.00 - SFY 2024	\$ 1,800,000
87	Clearwater	NE0039781	320	Sewer manhole rehab - \$100000.00	\$ 100,000
72	Cody	-	168	Rehab lagoon - \$250000.00; Clean sewer lines including sawing roots - \$225000.00	\$ 475,000
92	Coleridge	NE0025429	537	Repair collection system - \$250000.00; Wastewater lagoons - complete retention - \$4000000.00	\$ 4,250,000
55	Colon	exempt	107	Collection system upgrades-sewer main lining - \$320000.00; Install irrigation pump to land apply lagoon discharge when full - \$125000.00	\$ 445,000
67	Comstock	NE0023892	68	Sewer main repairs - \$100000.00; Manhole repairs - \$50000.00	\$ 150,000
46	Concord	exempt	126	Sewer main repair/replacement - \$200000.00	\$ 200,000

Priority Points	Location	NPDES ID#	US Census 2020 Est. Pop.	Project Description	Project Est. Cost
66	Cook	NE0031640	319	Line 900 ft of sewer main - \$50000.00; Evaluation of collection system - \$30000.00; Replace sewer mains - \$100000.00	\$ 180,000
27	Cortland	NE0027782	504	Survey for potential new development on the sewer capabilities - \$100000 - SFY 2024	\$ 100,000
94	Cozad	NE0112828	3,988	Replace sewer main Avenue C to E between 4th and 5th - \$250000.00; Sewer extensions for Lincoln Avenue and Avenue C - \$350000.00; Sewer extension for Hendee Drive - \$300000.00; Line sewer mains for repair and I&I - \$500000.00; Rehabilitate manholes - \$100000.00; Headworks, lift station, UV, WWTF Repairs - \$6000000.00	\$ 7,500,000
82	Craig	exempt	202	Riprap lagoon dikes - \$100000.00; Lagoon piping repairs - \$25000.00; Collection system repairs - \$100000.00	\$ 225,000
78	Crawford	NE0039799	840	Sewer Mains - \$350000.00; Manholes - \$225000.00; Scada upgrade - \$50000.00	\$ 625,000
58	Creighton	NE0021253	1,147	BAR Screen/Fine Screen - \$250000.00; GRIT Removal Process - \$250000.00; Clean Out Digester - \$50000.00; Clean Out Aeration Tank - \$50000.00	\$ 600,000
45	Creston	NE0071424	181	Replace aging and deteriorated mains in the collection system - \$300000.00; Collection system rehabilitation - \$50000.00 - SFY 2024	\$ 350,000
68	Crete	NE0034304	7,099	Lift Station Replacements - \$700000.00; Collection System Rehabilitation - \$450000.00	\$ 1,150,000
95	Crofton	NE0049131	756	Decommission Mechanical Plant after Waste Stabilization Pond is completed. - \$5000000.00; Sewer Rehab-Lining, Manhole Sealing - \$350000.00	\$ 5,350,000
67	Culbertson	NE0051624	534	Manhole Rehabilitation - \$50000.00; Storm Water Improvements to Control Excessive Runoff - \$200000.00	\$ 250,000
64	Curtis	NE0026492	806	Riprap/Rehab of West Lagoon/Land Application - \$450000.00; Add on to Grit Chamber - \$15000.00; New line to West Lagoon - \$50000.00; New Splitter Bos - \$10000.00; Adjust manholes to grade, Replace failing force main, Replace and install new lift station - \$500000.00	\$ 1,025,000
26	Dalton	-	284	Lagoon Cell Rehab - \$150000.00; Construct new flume at Lagoon - \$35000.00	\$ 185,000
35	Dannebrog	NE0045136	273	Sewer Collection System, Sewer main repairs - \$100000.00; Lagoon Improvements - \$300000.00	\$ 400,000
31	Davey	NE0024295	135	Rehabilitation of Sewer 1,000 L.F. - \$125000.00	\$ 125,000
134	David City	NE0021199	2,995	Wastewater Treatment System Improvements - \$18965000.00; Sanitary Sewer Collection System CIPP - \$700000.00; Sanitary Sewer Extension (Campground & Fairgrounds) - \$500000.00	\$ 20,165,000
31	Daykin	NE0045144	153	Sludge removal - \$100000.00; Sewer Study - \$30000.00	\$ 130,000
57	Decatur	NE0049123	410	New wastewater treatment plant - \$400000.00; Sanitary sewer system rehabilitation/cleaning/televising - \$100000.00 - SFY 2024	\$ 4,100,000

Priority Points	Location	NPDES ID#	US Census 2020 Est. Pop.	Project Description	Project Est. Cost
70	Denton	NE0046141	189	Lagoon expansion and piping replacement - \$1500000.00; CIPP Lining/Sewer Main Repairs - \$250000.00	\$ 1,750,000
125	DeWitt	NE0024341	530	New Wastewater Treatment Facility - \$1500000.00; Collection system Improvements - \$600000.00	\$ 2,100,000
92	Diller	NE0129500	247	Install control wiring to lagoon flow meters. Includes trenching, wire, and PVC conduit. - \$4410.00; Replacement influent and effluent meters - \$8072.13 - SFY 2024	\$ 12,482
81	Dodge	NE0042064	611	Misc. Building Improvements (new electrical, doors, and windows) - \$250000.00; Generator and Automatic Transfer Switch - \$150000.00; Gate Valves for Basins - \$75000.00; Replace WWTP Communicator - \$75000.00; Replace or Line approximately 400 linear feet of defective sanitary sewer - \$66000.00; Concrete sidewalk repairs - \$10000.00	\$ 626,000
69	Doniphan	NE0114952	809	Televising and Replace Sewer Mains - \$125000.00	\$ 125,000
70	Dorchester	NE0021539	610	Wastewater Collection System Study - \$40000.00; Collection Sewer Rehabilitation - \$1212200.00	\$ 1,252,200
51	Dunbar	-	165	CCTV sewer & vacuum lift station wet well - \$25000.00; Earthwork and riprap at lagoon - \$250000.00 - SFY 2024	\$ 275,000
35	Duncan	NE0046167	392	Sewer Collection System Improvements - \$650000.00	\$ 650,000
70	Dunning	NE0112691	80	Sanitary Sewer Main Replacement - \$100000.00; Lagoon Dike Failed - \$75000.00	\$ 175,000
80	Dwight	NE0046175	229	Lift Station updated with radio alarm system - \$125000.00; Sewer mains relining - \$63000.00; Manhole rehabilitation - \$21000.00; Lagoon Expansion - \$470000.00	\$ 679,000
102	Eagle	NE0112062	1,065	Upgrade WWTF with ISAM SBR - \$10228000.00; Install new parallel trunk sewer - \$604000.00	\$ 10,832,000
51	Eddyville	-	88	Lift station pump replacement - \$25000.00; Lift station controls - \$10000.00; Video survey and inspection, clean sewer - \$35000.00	\$ 70,000
56	Edgar	NE0021695	428	Sewer Main CIPP Improvements - \$150000.00	\$ 150,000
92	Edison	NE0023817	111	Video inspection and clean mains - \$30000.00; Storm sewer drainage ditch improvements east of Hwy 136 downstream of Ag Valley facility - \$500000.00; Manhole rehabilitation/manhole sealing - \$40000.00 - SFY 2024	\$ 570,000
27	Elgin	NE0039811	717	Sanitary Sewer Collection Study (Preliminary engineering report) - \$55000.00	\$ 55,000
52	Elm Creek	NE0026042	979	Considering adding additional cells to lagoon system - \$2000000.00	\$ 2,000,000
42	Elmwood	NE0112127	654	Land application of treated sludge - \$4000.00	\$ 4,000
77	Elsie	NEU133027	102	Add a bypass line around the first lagoon cell to the second lagoon cell in order to perform bank maintenance on the first lagoon cell. - \$40000.00	\$ 40,000

Priority Points	Location	NPDES ID#	US Census 2020 Est. Pop.	Project Description	Project Est. Cost
56	Elwood	NE0031755	658	Dredge Lagoons - \$100000.00; Monitoring Wells - \$100000.00; Sewer Study - \$20000.00; Lagoon Rip-Rap, Gravel on Roads - \$120000.00	\$ 340,000
42	Emerson	NE0041351	840	WWTF Upgrades - \$375000.00; Lagoon WWTF - \$2000000.00	\$ 2,375,000
62	Ewing	NE0043699	373	Remove and Replace 3 Sewer Blocks - \$80000.00	\$ 80,000
35	Exeter	NE0040941	523	Land Application and/or Lagoon Expansion - \$2000000.00; Sewer Replacement/Relining - \$250000.00; Demolition of Old Lift Station - \$50000.00; Replacement of Main Lift Station Pumps - \$600000.00	\$ 2,900,000
101	Fairbury	NE0024384	3,970	Improvements/upgrades to existing facility - \$6500000.00 - SFY 2024	\$ 6,500,000
92	Fairfield	NE0045152	330	Continued Collection System Work - \$100000.00; Drainage Issues South Town - \$100000.00; Sewer Map (GPS) - \$8000.00	\$ 208,000
92	Fairmont	NE0042374	592	Sewer Collection System CIPP Improvements - \$200000.00; Lagoon Improvements - \$200000.00 - SFY 2024	\$ 400,000
94	Falls City	NE0021148	4,133	Rehab of manholes and repair/replacement of mains - \$1500000.00; Upgrades/repairs Wastewater Treatment Plant - \$3500000.00; Replace 8 inch force main - \$750000.00; WWTF Study - \$60000.00	\$ 5,810,000
57	Farnam	NE0021512	182	Portable Emergency generator at Lift Station - \$100000.00; Replacement pump at Lift Station (Spare Purchased 2023) - \$15000.00; Level gauges and erosion protection at WW lagoons - \$250000.00; Construction of New Sewer Manholes & MH rehabilitation - \$30000.00	\$ 395,000
61	Farwell	NE0045161	138	Video Inspection of Sewers and Clean - \$25000.00; Manhole Rehab and Sewer Repairs - \$25000.00; Sewer Study - \$20000.00	\$ 70,000
31	Firth	NE0112241	649	Replacement of approximately eight blocks of existing sewer mains - \$500000.00	\$ 500,000
78	Fort Calhoun	-	1,108	TV Inspection / Spot Repairs / Slip Lining - \$150000.00; Sanitary Sewer Extension - North - \$150000.00; Lift Station Flood Protection - \$250000.00; Sanitary Sewer Extension - South - \$200000.00	\$ 750,000
64	Franklin	exempt	941	Sewer collection system repairs - \$350000.00; Lagoon rehab - \$350000.00	\$ 700,000
107	Fullerton	NE0026638	1,244	Storm Sewer Land Conservation - \$200000.00; Main St. Storm Sewer - \$2000000.00; Dredge Lagoons - \$200000.00; Sewer Main Repairs - \$1000000.00	\$ 3,400,000
70	Garland	NE0023931	210	Perform study of existing sewer collection system - \$30000.00; Replace of line 28 blocks or 7,600 feet of sewer main - \$305000.00; Rehabilitate 4 manholes - \$10000.00	\$ 345,000
29	Geneva	NE0031763	2,136	Sewer collection system repairs - \$350000.00; Sanitary sewer extension - \$650000.00	\$ 1,000,000
64	Genoa	NE0027341	894	Sewer Replacement/Repair - \$175000.00	\$ 175,000

Priority Points	Location	NPDES ID#	US Census 2020 Est. Pop.	Project Description	Project Est. Cost
82	Gering	NE0027936	8,564	Construct chlorine basin, for NPDES E. Coli Compliance - \$365000.00; Construct new accelerated aeration basin - \$1870000.00; Replace insulated covers on 3-B, 2B, and 1B basins - \$890000.00; Monument heights storm water improvements - \$570000.00	\$ 3,695,000
147	Gibbon	NE0029297	1,878	Gas building replacement - \$1100000.00; Misc. influent structure upgrades (valve force main; SBR inputs) - \$350000.00; Placing weir and splitter structure coating and structure fittings - \$125000.00; Dewatering structure north sludge lagoons - \$60000.00; South lift staling and interconnecting piping - \$550000.00; Grit removal and headworks and headworks inputs/upgrades - \$1200000.00 - UV Disinfection and Enclosure - \$1000000.00; New Effluent Pumping Station and Force Main Discharge to Platte River - \$4000000.00 – SFY 2026	\$ 8,385,000
35	Giltner	NE045209	406	Rehabilitation of south lift station - \$350000.00; Sewer main replacement - \$300000.00; Land application system - \$100000.00	\$ 750,000
26	Glenvil	exempt	260	Standby generator at lift station - \$30000.00; Rehab west lagoon cell - \$250000.00 - SFY 2024	\$ 280,000
46	Goehner	exempt	181	Collection system lining and point repairs - \$250000.00; Preliminary Engineering Report - \$40000.00	\$ 290,000
63	Gordon	exempt	1,504	Infiltration issues at our sewer lift station - \$1200000.00; I&I study evaluation - \$200000.00	\$ 1,400,000
64	Gothenburg	NE0047376	3,478	Rehab wet well and concrete structures - \$55000.00; Replace old collection lines - \$8550000.00; Facility plans for wastewater system - \$15000.00; Sewer main extension - \$1000000.00	\$ 9,620,000
91	Grafton	NE0045217	106	Sanitary sewer collection improvements - \$150000.00; New sewer system map - \$20000.00	\$ 170,000
137	Grand Island	NE0043702	53,131	WWTP flow improvements project - \$8251200.00; WWTP Septage receiving upgrades - \$113300.00; WWTP UV system upgrades - \$1147881.00; WWTP master plan update - \$318270.00; Sanitary sewer various locations rehabilitation - \$1252984.00; Sanitary sewer manhole rehab & open-cut repairs - \$1140000.00	\$ 12,223,635
54	Grant	exempt	1,197	Lift station rehab - \$225000.00; Sewer main jetting, cleaning, foaming, and lining - \$20000.00; Storm drain inlet updates - \$15000.00; Storm drain main camera and repair - \$20000.00 - SFY 2024	\$ 280,000
87	Greeley	NE0049212	402	Camera inspection in service lines and repairs where necessary - \$300000.00; Construction of new WWTF (3-cell lagoon) and lift station due to flooding & existing mechanical plant not meeting current water quality discharge requirements - \$2500000.00; Extend collection system to existing residents that have septic tanks & replace under sized mains in the S.E. part of the system (NDOT, north of O'Neill, east of Fitzgerald) - \$450000.00	\$ 3,250,000
62	Greenwood	NE0027367	595	Collection System Improvements - \$200000.00	\$ 200,000

Priority Points	Location	NPDES ID#	US Census 2020 Est. Pop.	Project Description	Project Est. Cost
117	Gresham	NE0027359	219	Sewer Rehab Work - \$300000.00; Culvert Replacement, Ditch cleaning - \$70000.00; Lift Station mixers - \$100000.00	\$ 470,000
53	Gretna	-	5,083	Buffalo Creek sewer project phase 4 - \$2000000.00 - SFY 2024	\$ 2,000,000
87	Guide Rock	NE0021601	199	Sewer collection system improvements (CIPP) - \$250000.00	\$ 250,000
35	Hadar	NE0024210	280	Collection slip lining - \$125000.00; Lagoon repairs - \$400000.00; Sewer system extension - \$125000.00	\$ 650,000
87	Haigler	exempt	145	Cleaning, video inspection and installation of approximately 1,200 L.F. of 8-inch Cure-in-lace pipe with service connection lines - \$75000.00	\$ 75,000
45	Hallam	NE0028282	268	Install riprap around lagoons - \$150000.00; CIPP and spot repairs - \$200000.00; Lift station for new development - \$250000.00; Lagoon expansion for new development - \$875000.00; Drainage improvements - \$375000.00	\$ 1,850,000
87	Halsey	exempt	68	Collection mains - \$150000.00; Lagoon - \$250000.00; Lift Station - \$200000.00; Rehab controls manhole - \$10000.00	\$ 610,000
31	Hampton	NE0114979	432	Sludge Removal - \$75000.00; Sewer Main Study - \$40000.00; New Discharge at Lagoon - \$100000.00	\$ 215,000
90	Harbine	NE0114171	56	Lagoon land application system - \$100000.00	\$ 100,000
55	Harrison	exempt	239	Lift station rehab - \$200000.00; Manhole rehabilitation/replacement - \$150000.00; Sewer jetter - \$55000.00; Safety equipment - \$12000.00 - SFY 2024	\$ 417,000
42	Hartington	NE0049115	1,517	Upgrade WWTF electrical & equipment - \$500000.00; Storm sewer repairs - \$250000.00; WWTF screen - \$250000.00; Extension of service - \$250000.00; WWTP upgrades - \$3500000.00	\$ 4,750,000
70	Hastings	NE0038946	25,152	Activated sludge basin switch and startup - \$4500000.00; Sludge line rehab from slids pumps to digester - \$50000.00; Influent pump controls and VFD installation - \$375000.00; Maxon lagoon dredging - \$1000000.00; Biosolids lagoon upgrade - \$450000.00	\$ 6,375,000
100	Hay Springs	exempt	599	Repair and replace several blocks of sewer mains - \$500000.00; Storm water improvements - \$125000.00; Facility plan - \$55000.00 - SFY 2024	\$ 680,000
27	Hayes Center	exempt	224	Cleanout improvement at WWTF - \$5000.00 - SFY 2024	\$ 5,000
95	Hazard	exempt	57	Sewer mains repairs - \$50000.00; Clean and flush mains - \$20000.00	\$ 70,000
92	Hebron	NE0024252	1,458	Upgrade Generators for Lift Stations; SCADA System; Repairs, I&I, and Manholes; New Lagoons or Upgrades to Wastewater Treatment Facility - \$8200000.00	\$ 8,200,000
31	Hemingford	NE0139360	787	I&I study - \$50000.00; Upgrades sewer mains and rehabilitate manholes - \$325000.00; Water meter replacement with AMI/RadioRead - \$144000.00; Trunk main replacement - \$600000.00	\$ 1,119,000
28	Henderson	NE0023906	1,080	Sewer Study - \$45000.00; Sewer Main Replacement - \$400000.00; Relief Trunk Main - \$500000.00	\$ 945,000

Priority Points	Location	NPDES ID#	US Census 2020 Est. Pop.	Project Description	Project Est. Cost
47	Henry	NE0031569	125	Carroll Street extension/upsizing - \$80665 - SFY 2024	\$ 80,665
35	Hickman	NE0046183	2,607	Main replace 1st to 3rd in alley (between Locust and Walnut - 775 LF) - \$226000.00; Main replace 5th (between Cedar and Maple - 400 LF) - \$111000.00; Sewer rehab and replace (upsized 6" to 8" - 12000 LF) - \$3480000.00	\$ 3,817,000
66	Hildreth	NE0133809	377	Testing and Seal South Lagoon - \$100000.00; Video Survey and Cleaning Mains and Repairs - \$35000.00	\$ 135,000
81	Holbrook	NE0026476	201	Gringer at Lift Station - \$65000.00; Replacement Pumps at Lift Station - \$25000.00; Alarm System/Auto-Dialer/SCADA Upgrades - \$15000.00; Valve Maintenance at Lagoons - \$15000.00	\$ 120,000
87	Holdrege	NE0021202	5,515	Grit Removal System - \$575000.00; Install One New SBR Basin and Associated Equipment - \$4945000.00; Replace Equipment on Sludge Pumps - \$275000.00; Iron Horse Grading and Detention with Piping to Wetland Groundwater Recharge - \$500000.00; Replace Back-up Sludge Blower - \$30000.00; Sanitary Extension and Replacement to Iron Horse with Grading and Storm Sewer - \$770000.00	\$ 7,095,000
41	Holstein	NEG960018	191	Wastewater Rip Rap and Fencing - \$75000.00	\$ 75,000
56	Homer	NE0025453	532	Sanitary Sewer System Televising and Cleaning - \$100000.00; Wastewater System Facility Plan - \$40000.00; Wastewater Treatment System Improvements - \$800000.00	\$ 940,000
58	Hooper	NE0049093	857	Slip-line the existing 12" sanitary sewer main along Hwy 278 - \$200000.00; Sewer replacement along Grant Street from Pine to Hickory with new 12" - \$300000.00	\$ 500,000
60	Hoskins	NE0020289	263	Repair Collection System Mains and Manholes - \$250000.00; Lift Station Rehab - \$400000.00; Upgrade Existing Lagoons - \$725000.00; Generator - \$100000.00	\$ 1,475,000
75	Howells	NE0046205	561	Sewer Main Repairs - \$250000.00; Wastewater Lagoon Repairs - \$250000.00; Lift Station Repairs - \$1125000.00	\$ 1,625,000
55	Hubbard	NE0041319	153	Sewer System Study - \$40000.00; Collection System TV Inspection and CIPP Lining - \$350000.00	\$ 390,000
86	Hubbell	exempt	63	Reline the lagoon - \$30000 - SFY 2024	\$ 30,000
110	Humboldt	NE0031844	800	Sludge pump improvements - \$75000.00; Lift station improvements - \$50000.00; Upgrade SCADA system - \$75000.00 - SFY 2024	\$ 200,000
62	Humphrey	NE0049085	857	Rehab portion of collection system - \$650000.00; Rehab manholes of collection system - \$125000.00; Extension of sewer service annexed areas - \$1900000.00	\$ 2,675,000
85	Hyannis	exempt	165	Sanitary Manhole and Pipeline Replacement - \$800000.00	\$ 800,000
68	Imperial	NE0021491	2,068	Lagoon Expansion and Possible Land Application - \$950000.00; Improve Water Quality Mixer - \$100000.00; Collection System Improvement and Extension - \$225000.00; Airport Storm Drainage - \$225000.00	\$ 1,500,000

Priority Points	Location	NPDES ID#	US Census 2020 Est. Pop.	Project Description	Project Est. Cost
85	Inglewood	-	380	Gravity main improvements - \$250000.00; Lift station and force main improvements - \$500000.00; I&I study - \$125000.00	\$ 875,000
60	Jackson	-	207	Lift Station Rehab - \$300000.00; Sanitary Sewer Televising and Cleaning - \$100000.00	\$ 400,000
85	Jansen	NE0045233	101	Sanitary Sewer Collection Improvements - \$150000.00	\$ 150,000
47	Juniata	NE0028100	748	Stormwater Management - Detention/Retention - \$1117000.00; Lift Station Replacement - \$332000.00; 14th Street Sewer Main - New - \$336000.00; 5th Street Sewer Main Liner - \$45000.00; 5 year Sanitary Sewer Maintenance Plan - \$50000.00	\$ 1,880,000
103	Kearney	NE0052647	33,790	35th and 17th Ave Lift Station Renovations \$400,000; 11th Street and 30th Avenue West \$960,000; 4th Street from Avenue M East to WWTP \$6,930,000; WWTP North to Hwy. 30 \$10,440,000; West Kearney IT Park \$2,630,000; NE Sanitary Sewer Trunk Main to Clearview \$2,700,000; Clearview to 56th Street LS \$7,791,000; 16th Street East \$600,000; 30th Ave West to Knapps \$310,000; Canal Heights \$930,000; Yanney Avenue 11th St. to NRR St. \$1,390,000; 24th Avenue - 11th St. to NRR St. \$960,000; 16th St. from Buckle Add. to Yanney Ave. \$820,000; WWTF Trunk Line Extension to 11th Street w/LS \$1,490,000; Yanney Avenue - west of 30th Avenue \$1,290,000; Elimination of 39th and 20th Lift Station \$750,000; Avenue E - 56th to Remington Heights \$1,810,000; Yendra Property - North of Cooks on 11th \$1,520,000; Airport Lining \$720,000; Patriot Park West Extension \$2,390,000; Eaton LS North to 56th \$6,910,000; Butler Ag west to TECH ONE Crossing \$1,110,000; 56th Street Place Extension \$791,000; Habitat Extension \$123,000; 56th and 30th Ave Subdivision \$2,879,900 - \$58644900.00	\$ 58,644,900
68	Kenesaw	NE0021555	919	Lift Station Upgrades such as new pump, grinder and flow meter - \$30000.00; Lagoon updates such as cleaning out cells and new effluent valves - \$600000.00; 5 blocks of sanitary sewer main replacement and manhole replacement - \$235000.00; Vac trailer / Camera / Utility Pickup - \$120000.00; Storm sewer improvements - \$400000.00	\$ 1,385,000
92	Kimball	NE0021644	2,290	Wastewater Treatment Plant Rehab - \$4338000.00; Replacement of Undersized Problem Sewer Pipes - \$2610000.00; Replacement of Undersized Sewer Pipes - \$2663000.00; Sewer Pipe Lining - \$1216000.00; Central Beltway Interceptor Replacement - \$931000.00; New Development Extensions - \$4701905.00 - WWTP UV Disinfection System - \$1100000.00 – SFY 2026	\$ 17,559,905
82	Laurel	NE0023922	972	CIP - \$350000.00; CCTV Sewer Mains - \$15000.00; Sewer Main Extension - \$130000.00; Wastewater Treatment Improvements - \$2500000.00; Sewer Main to CRA - \$375000.00	\$ 3,370,000
51	Leigh	NE0112101	435	Rehab Sewer Mains and Manholes - \$550000.00	\$ 550,000

Priority Points	Location	NPDES ID#	US Census 2020 Est. Pop.	Project Description	Project Est. Cost
35	Leshara	-	108	Hydrology study, Develop Phase I engineering drawings and specifications for construction, Redevelop the open ditch network, Remove overgrown vegetation inhibiting drainage conditions, Remove and replace culverts, and Adjust the slopes to meet industry and state minimum design standards - \$890000.00 - SFY 2024	\$ 890,000
74	Lexington	NE0042668	10,348	Digester Renovation - \$2000000.00; Solids Dewatering Facility Improvement - \$5000000.00	\$ 7,000,000
107	Lincoln	NE0036820 / NE0112488	291,082	Theresa Street Capacity Expansion (currently at 60% of design), expected completion mid 2027. Includes two aeration basins, two finals, new power substation, and new Nonpot pumps and distribution - \$40000000.00; Northeast UV/nonpot replacement project (just bid), completion April 2025 - \$3200000.00; Northeast Digester Mixing project (in design, less than 30%), completion 2025 - \$3000000.00; Theresa Street A3 barscreen Project (in progress), completion April 2024 - \$1900000.00; Theresa Street Improvements (not started), completion 2025 - \$1500000.00; Other Listed Projects: Theresa Street Raw Wastewater Pump #8 replacement (just bid), completion February 2025 (\$1,400,000); Infrastructure and building improvements, electrical, roofs (\$1,200,000); Decommissioning of Northeast sludge lagoon (est. completion 2024) (\$1,000,000); Lab HVAC replacement/building addition (specs done, yet to bid), completion 2025 (\$1,000,000); Land purchase next to Theresa Street (\$600,000); Cybersecurity (ongoing, \$75k per year) (\$150,000) - \$5350000.00	\$ 54,950,000
70	Lindsay	NE0027278	283	Replace Sewer Mains - \$250000.00; Sewer Extension - \$125000.00; Lift Station Upgrades - \$100000.00	\$ 475,000
51	Litchfield	NE0039870	220	Sludge Removal - \$60000.00; Jet and Clean Mains - \$20000.00; Manhole Riser - \$40000.00; Stormwater Drainage - \$80000.00	\$ 200,000
55	Lodgepole	exempt	312	Industrial Generator - \$100000.00; Replace Sewer Line - \$175000.00; Storm Water Drainage - \$2000000.00	\$ 2,275,000
135	Long Pine	NE0113344	305	Addition to Lagoon - \$1000000.00; Addition to Lift Station - \$500000.00; Addition to Force Main - \$500000.00	\$ 2,000,000
65	Loomis	NE0045241	391	Lagoon Addition - \$850000.00; Sewer Extension for Subdivision/Remove Septics - \$150000.00	\$ 1,000,000
94	Louisville	NE0024228	1,319	Upgrade wastewater plant UV system - \$70400.00 - SFY 2024	\$ 70,400
62	Loup City	NE0045250	1,053	2000 LF Sewer Main Replacement - \$350000.00; Land Application Equipment - \$100000.00; Lift Station Upgrades - \$600000.00	\$ 1,050,000
57	Lyman	NE0112208	259	Addition of Lagoon Cell - \$459750.00; Abandonment of Discharge Structure - \$30000.00	\$ 489,750
76	Lynch	NE0049204	194	Clean Mains - \$100000.00	\$ 100,000

Priority Points	Location	NPDES ID#	US Census 2020 Est. Pop.	Project Description	Project Est. Cost
97	Lyons	NE0049182	824	Sewer Main - \$800000.00; Lagoon Aeration - \$25000.00; GIS System/Asset Management - \$30000.00; UV System - \$200000.00; Land Application - \$250000.00	\$ 1,305,000
64	Madison	NE0049174	2,283	Preliminary Engineering Report - \$55000.00; Rehab and Line Manholes - \$60000.00; Pump/Dredge Lagoons - \$400000.00	\$ 515,000
65	Malcolm	NE0024261	457	Grit/Trash Removal System - \$300000.00; Replace Sewer Mains - \$200000.00; Wastewater Sludge Study - \$35000.00; Screw Pump or Centrifuge - \$1300000.00	\$ 1,835,000
35	Manley	NE0042340	167	Pipe sewer lining - \$100000.00; Sewer pipe replacement - \$150000.00; Lift station replacement \$150000.00; Preliminary engineering report - \$30000.00 - SFY 2024	\$ 430,000
91	Marquette	NE0046213	236	Sewer Lining/CCTV Collection System - \$100000.00; SCADA System - \$50000.00	\$ 150,000
41	Mason City	exempt	151	Main repairs - \$75000.00 - SFY 2024	\$ 75,000
85	Martinsburg	NE0113948	78	Sanitary Sewer Collection System Rehab/Relining - \$125000.00	\$ 125,000
101	McCook	NE0021504	7,446	Installation of New Headworks Building and aerobic digestion - \$13436500.00; Collection System and Lift Station Improvements - \$5316000.00; Expansion of Cation Waste Lagoon or Construction of Reuse System - \$450000.00	\$ 19,202,500
52	McCool Junction	NE0121932	453	Sewer Lining 600' - \$40000.00; Sewer Extension 1500 - 2000' - \$50000.00	\$ 90,000
62	McGrew	-	75	Lagoon Rehabilitation - \$175000.00; Lift Station Rehabilitation - \$115000.00	\$ 290,000
70	McLean	-	33	CCTV_ Clean Sanitary Sewer Mains - \$100000.00; Sanitary Sewer Main Replacement - \$50000.00	\$ 150,000
6	Mead	NE0024309	617	Sewer Study and GIS mapping of utilities - \$30000.00; Storm sewer repair/replacement (3 blocks damaged from flooding) - \$780000.00 - SFY 2024	\$ 810,000
70	Meadow Grove	NE0030741	287	Study - \$30000.00; Sewer Repair/Replacement - \$200000.00; WWTF Clarifier Repairs - \$800000.00; CIPP Sewer Line Repairs - \$400000.00	\$ 1,430,000
85	Merriman	NE0114839	87	Lift Station Rehab for 2 lift Stations - \$750000.00; CCTV of Sewer Mains - \$25000.00	\$ 775,000
51	Middle Niobrara NRD	NE0051489	2,633	MNNRD is undertaking a OSG Project of which a large majority of the lot is cement/asphalt covered and will be dug up and re-purposed for other uses. This will allow for GPR projects and improvements with educational show and tell can be beneficial for both water quality and re-purposing to reduce overall stormwater runoff. MNNRD received \$132,300 from DWEE through [OSG] funding. - \$132300.00	\$ 132,300
64	Milford	NE0024333	2,155	Sewer main relining - \$125000.00; Sewer main replacement - \$50000.00; Manhole rehabilitation - \$50000.00 - SFY 2024	\$ 225,000

Priority Points	Location	NPDES ID#	US Census 2020 Est. Pop.	Project Description	Project Est. Cost
65	Miller	NE0044997	129	Fencing Around Lagoon - \$40000.00; Effluent Pumps for Land Application - \$50000.00; Video Mains - \$40000.00; Repair/Clean Mains - \$90000.00; Sewer Study - \$20000.00; Sludge Removal - \$50000.00	\$ 290,000
27	Milligan	NE0039853	244	Sewer collection system repair - \$200000.00; Lift station and force main repair - \$300000.00 - SFY 2024	\$ 500,000
62	Minatare	NE0043290	715	Lagoon Aeration - \$550000.00; Lagoon Rehabilitation - \$2000000.00; Bank Stabilization - \$50000.00	\$ 2,600,000
65	Minden	NE0025411	3,118	Storm Sewer Improvements at Cemetery, E Hastings St - \$1092000.00; VFD Installation on 30 HP Blower at WWTP - \$76500.00; Collection System Master Plan - \$163800.00; Storm Sewer and Drainage Improvements in SE quarter of Town - \$1040000.00; UV disinfection system - \$350000.00	\$ 2,722,300
89	Mitchell	NE0026123	1,548	Reducing the size of a cell in lagoon -	\$ 500,000
70	Monroe	NE0046221	296	Replace existing mechanical wastewater treatment facility with new land application lagoon system outside of flood plain - \$2220000.00 - SFY 2024	\$ 2,220,000
73	Morrill	exempt	934	Vac Truck Purchase - \$250000.00; Manhole Rehab - \$60000.00	\$ 310,000
40	Morse Bluff	-	117	collection system - \$1000000.00; lagoon - \$1250000.00	\$ 2,250,000
125	Mullen	NE01333329	500	Renovation to Existing Wastewater Treatment Facility - \$450000.00; Collection System Improvements - \$350000.00	\$ 800,000
77	Naponee	exempt	83	Sewer Main Line Maintenance Program - \$30000.00	\$ 30,000
111	Nebraska City	NE0021245	7,222	WWTF effluent pumping station - \$1000000.00; Moving bed biofilm reactor (MBBR) and flood protection - \$11300000.00 - SFY Funding List 2024	\$ 12,300,000
53	Neligh	NE0037010	1,536	Wastewater System Preliminary Engineering Reports - \$60000.00; Sanitary Sewer Extension to Serve Annexed Area - \$1000000.00; Replacement of High Maintenance Portion of Collection System - \$50000.00	\$ 1,110,000
51	Nelson	exempt	456	Replace/repair storm sewer collection needs on main street - \$500000.00 - SFY 2024	\$ 500,000
76	Newman Grove	NE0030996	667	Repair Manholes in Collection System - \$50000.00; Repair of Sewer Lines in Collection System - \$200000.00	\$ 250,000
85	Newport	NE0114910	68	Flush and Clean Collection System - \$35000.00; Seal Lagoon and Well for Additional Water - \$100000.00	\$ 135,000
91	Niobrara	NE0030716	365	Wastewater Treatment System Improvement - \$215000.00	\$ 215,000
74	Norfolk	NE0033421	24,955	Omaha Ave. , Force Main and HWY 35 Gravity Sewer Improvements - \$9100000.00; WPC Plant - Class A Bio-Solids Study and Design - \$100000.00; WPC Rehab and Grit Removal & Overland Waste Receiving Station - \$9856000.00; WPC Plant Food Wall and Storm Water Pump System - \$3200000.00; WPC Plant BNR Evaluation -	\$ 22,856,000

Priority Points	Location	NPDES ID#	US Census 2020 Est. Pop.	Project Description	Project Est. Cost
				\$300000.00; WPC Admin Motor Control Center Replacement - \$300000.00	
122	North Bend	NE0040924	1,279	Collection System Rehab - \$3020200.00; Satellite Lift Station Improvements - \$432000.00; Wastewater Treatment Improvements - \$7027800.00	\$ 10,480,000
51	North Loup	NE0029173	254	1500LF Sanitary Sewer Replacement - \$100000.00; 1200 LF Lining - \$50000.00; Televised and Cleaning Mains - \$40000.00	\$ 190,000
67	Oakdale	NE0049069	276	Sanitary Sewer Collection System Improvements - \$150000.00	\$ 150,000
73	Oakland	NE024023	1,369	Sewer Main Televising - \$80000.00; Sewer Main Relining - \$500000.00; Sewer Main Repair - \$50000.00; Manhole Repair - \$25000.00	\$ 655,000
85	Oconto	NE0131997	138	Replace Sewer Main - \$150000.00; Rehab Lagoon Cell - \$500000.00; Preliminary Engineering Report - \$30000.00; Adjust Manhole Cover - \$10000.00; GIS Mapping Collection System - \$5000.00	\$ 695,000
65	Odell	NE0040975	260	New Lagoons - \$2000000.00; Slip Lining - \$100000.00; Replace Sewer Line - \$100000.00; TV Inspection - \$25000.00; New Residential Pump Station - \$25000.00; Wastewater Facility Plan - \$30000.00	\$ 2,280,000
114	Ogallala	NE0040045	4,878	Wastewater Preliminary Engineering Report - \$155000.00; WWTF Improvements - \$5000000.00; Lift Station and Collection System Improvements - \$2000000.00; Storm Sewer Improvements - \$345000.00	\$ 7,500,000
67	Ohio	NE0129453	120	Sanitary Sewer Main Replacement - \$100000.00; CCTV Collection System - \$40000.00; Replace/Rehab Splitter Box - \$10000.00	\$ 150,000
161	Omaha	NE0036358 / NE0112810 / NE0133680	486,051	North downtown sewer separation \$1650000.00; Nicholas pump station improvements \$2950000.00; North downtown sanitary sewer lift station \$1180000.00; Sewer crossing stabilization at Thomas Creek and Ida streets \$600000.00; Giles Road siphon replacement \$3500000.00; 145th and Grover sanitary sewer relocation \$3320000.00; Carter Lake force main replacement \$8000000.00; Papillion Creek interceptor sewer \$15500000.00; West Papio interceptor siphon replacement \$5450000.00; Cole Creek CSO 203 sewer separation \$10100000.00; Forest Lawn Creek inflow removal and outfall storm sewer \$29500000.00; Nicholas Street sewer extension - Phase 3B \$22300000.00; CSO 212 - 64th Ave and William St \$9900000.00; CSO 119 south barrel conversion & sewer separation \$19100000.00; Bridge St and Missouri Ave lift station replacements \$6100000.00; Pershing and Inplant lift station and municipal headworks \$16800000.00; Papillion Creek belt filter solids dewatering replacement \$2700000.00; 6th and Leavenworth grit station replacement \$10000000.00; Missouri River WRRF digester 2 and 3 improvements \$24000000.00; Papillion Creek WRRF thermophilic digestion \$81000000.00; Papillion Creek WRRF biogas treatment and pipeline injection \$24900000.00; Missouri	\$ 431,550,000

Priority Points	Location	NPDES ID#	US Census 2020 Est. Pop.	Project Description	Project Est. Cost
				River WRRF Phase 1 secondary expansion \$110000000.00; Missouri River WRRF flood hardening \$23000000.00 - SFY 2024	
95	O'Neill	NE0049051	3,581	Douglas Street to Hynes on 10th 6 blocks of lining - \$90142.00; Archer Street to Hynes Avenue 2 blocks of lining - \$34562; Morton Street and Fremont west to Cleveland lining - \$37710.00; Grant Street, 10th Street to 5th Street lining - \$172000.00; Douglas and 8th Street north upgrade 6" to 8" \$100000.00; Storm sewer drainage - \$890000.00 - SFY Funding List 2024	\$ 1,324,414
90	Ong	exempt	49	Repair Liner Lagoon Cell - \$85000.00	\$ 85,000
52	Orchard	exempt	363	3000 feet open channel diversion ditch with a country roadway crossing - \$170000.00 - SFY 2024	\$ 170,000
69	Ord	NE0024392	2,113	Sanitary Sewer Collection System Improvements - \$500000.00	\$ 500,000
80	Orleans	NE0045268	341	Erosion Repair, Sludge Removal - \$300000.00; Rip Rap - \$500000.00; Evaluation of Sewer Facility - \$25900.00; CCTV System - \$40000.00	\$ 865,900
49	Osceola	NE0046230	875	Miscellaneous System repairs - \$20000.00; Lift Station Repairs - \$50000.00	\$ 70,000
97	Oshkosh	NE0021181	809	System Repairs in CCTV Investigation, CIPP - \$2350000.00	\$ 2,350,000
61	Osmond	NE0040029	794	Remove/Repair Manholes & Wastewater System Repairs - \$350000.00; Septic Tank Effluent Pumping Study - \$450000.00	\$ 800,000
80	Otoe	NE0121673	161	Fixing Sewer Issues from Smoke Testing Results - \$55000.00; Lift Station Improvements - \$350000.00; Lagoon Improvements - \$1000000.00	\$ 1,405,000
87	Overton	NE0039993	607	Seal Lagoon Cells - \$150000.00; Rip Rap - \$750000.00; SCADA - \$25000.00	\$ 925,000
67	Oxford	NE0031828	718	Sanitary Lift Station VFD - \$65000.00; Sanitary Lift Station Control Panel Up-Grade - \$45000.00; Sanitary Sewer Main Extensions & Replacements - \$325000.00; Sanitary Sewer Manhole Replacements & Rehab - \$250000.00; Box Culvert to Replace Aging Bridge - \$300000.00	\$ 985,000
56	Palisade	NE0026115	294	Portable Emergency Generator at Lift Station - \$45000.00; Erosion Protection at Lagoon System - \$250000.00; Construction of New Manhole & Rehab of Manholes - \$30000.00	\$ 325,000
56	Palmer	NE0031259	439	Replace Existing Lift Station at Zurich St & 3rd Road - \$366850.00; Remove & Replace ten existing sewer manhole - \$158125.00	\$ 524,975
36	Palmyra	exempt	534	Refurbish existing lagoons - \$325000 - SFY 2024	\$ 325,000
65	Panama	NE0046256	235	Lagoon Improvement - \$1600000.00; CIPP Lining - \$100000.00	\$ 1,700,000
56	Paxton	NE0041289	516	Sanitary System Collection System Improvement - \$250000.00; Storm Sewer System Improvement - \$250000.00	\$ 500,000

Priority Points	Location	NPDES ID#	US Census 2020 Est. Pop.	Project Description	Project Est. Cost
172	Pender	NE0040908	1,115	Collection system upgrades/repair - \$6785000.00; Control upgrade WWTF - \$150000.00; New clarifier - \$1215000.00; Influent equipment repairs - \$75000.00; Influent L.S. rehab - \$475000.00; Blower reconfiguration - \$80000.00; Remove and replace 7 culvert crossings along Rattlesnake Creek & Constructing a detention cell on the northwest side of town - \$1300000.00 - SFY Funding List 2024	\$ 10,080,000
55	Peru	NE0112232	648	Sanitary Sewer Evaluation - \$187500.00; Collection System Improvement - \$687500.00	\$ 875,000
71	Petersburg	NE0029157	332	Replacement of Sewer Line in Alley of Block 8 - \$70000.00; Replacement or Rehab Sewer Collection Lines - \$200000.00; Wastewater System Study - \$50000.00	\$ 320,000
91	Phillips	NE0124311	320	Land Apply Equipment - \$350000.00	\$ 350,000
46	Pickrell	NE0045276	186	Lift station backup generator - \$100000.00; Install an 8-inch sanitary sewer for fire station improvement - \$32000.00 - SFY 2024	\$ 132,000
71	Pilger	NE0027294	240	Clean Main and Repairs - \$100000.00	\$ 100,000
84	Plainview	NE0021741	1,282	Sewer Main Repairs - \$400000.00; Lift Station - \$150000.00; Sewer Mains Inspection - \$30000.00; Lagoon Addition & Improvement - \$500000.00	\$ 1,080,000
51	Platte Center	NE0046264	333	Collection System Improvements and Expansion and SCADA Controls - \$300000.00	\$ 300,000
138	Plattsmouth	NE0021121	6,544	Osage Ranch sewage pumping station replacement - \$250000.00; 17th Ave sanitary sewer replacement - \$90000.00; WWTF Relocation - \$27,000,000 - SFY 2024	\$ 27,340,000
26	Pleasant Dale	exempt	218	Closed Circuit Inspection Study - \$25000.00; Install Main to Eliminate a Lift Station - \$200000.00	\$ 225,000
70	Pleasanton	NE0045292	361	1,500 LF Sewer Line Replacement - \$100000.00; Remove Sludge - \$150000.00; Rehab Inactive Lagoon - \$350000.00	\$ 600,000
85	Plymouth	NE0040894	364	Sewer CIPP Lining - \$600000.00	\$ 600,000
47	Polk	-	346	Remove Sludge - \$65000.00; CCTV Sewers and Clean - \$40000.00; Renovate Lift Station - \$200000.00	\$ 305,000
102	Ponca	NE0021687	907	Clean, televise, & repair sewer mains - \$125000.00; Lift station repairs - Backup generator installation - \$40000.00; Treatment facility equipment repairs and replacement - \$150000.00; Manhole rehabilitation & replacement, removal of flushing equipment, elevation adjustments - \$225000.00; Storm sewer repair & replace storm sewer drainage - \$600000.00; Extend sanitary sewer system south of Hwy 12 - \$250000.00	\$ 1,390,000
35	Potter	exempt	342	Installing a storm water drainage system - \$2000000.00 - SFY 2024	\$ 2,000,000
81	Prague	NE0046272	291	Resealing the 3rd cell, including sludge removal, pipe change, and floodproofing. - \$1267648.00	\$ 1,267,648

Priority Points	Location	NPDES ID#	US Census 2020 Est. Pop.	Project Description	Project Est. Cost
70	Primrose	NE0029220	55	TV & Clean Sewer Mains - \$25000.00; Wastewater System Study - \$30000.00; Sewer Lining - \$150000.00	\$ 205,000
72	Ralston	-	6,494	Burlington Street Sanitary Sewer Replacement and Rehab - \$5000000.00; Oak Park Sanitary Sewer Rehabilitation - \$100000.00; P Street Stormwater Improvements - \$75000.00; Urban Drainage and Water Quality Retention - Highland to Belmont Dr. - \$1250000.00; Sanitary Sewer Replacement / Rehabilitation - \$550000.00; Ralston Creek Rehabilitation - \$2500000.00	\$ 9,475,000
57	Randolph	NE0029149	879	Upgrades WWTF/Study (Lift Station, Sludge Treatment, Backup Power) - \$2000000.00; Sewer Line Repairs - \$250000.00; UV Disinfection Improvements - \$325000.00	\$ 2,575,000
64	Ravenna	NE0021547	1,441	4800 L.F. Sewer Main Lining - \$200000.00; Lagoon Dredging (Old Lagoons) - \$200000.00; Sewer Pumps - \$30000.00	\$ 430,000
66	Raymond	NE0046281	159	Collection System Improvements - \$150000.00	\$ 150,000
79	Red Cloud	exempt	962	Sewer Main CIPP Improvements - \$650000.00; Lift Station Rehab - \$70000.00; Backup Generator - \$40000.00	\$ 760,000
95	Republican City	NE0021636	134	Security Fence Around Lagoon - \$60000.00; Rip-Rap on Bank - \$250000.00; Clean and Repair Mains - \$75000.00; Dredge Lagoons - \$100000.00	\$ 485,000
51	Riverdale	NE0131946	247	Replace Sewer Mains (4 blocks) - \$200000.00; Lagoon Rip Rap - \$150000.00	\$ 350,000
52	Riverside Mobile Home Park	-		Sewer main and force main improvements - \$204600.00; Package or mound treatment system - \$50000.00; Effluent Pump Station - \$70400.00	\$ 325,000
65	Rockville	NE0114847	89	Rip-Rap on Lagoon Slopes - \$100000.00; Remove Sludge - \$50000.00; Lift Station Rehab - \$100000.00; Back-Up Power Generator and Electrical - \$20000.00; Preliminary Engineering Report - \$30000.00	\$ 300,000
46	Rosalie	-	159	Sanitary Sewer Televising and Cleaning - \$70000.00	\$ 70,000
48	Rushville	NE0029246	816	Dredge lagoons - \$400000.00	\$ 400,000
67	Sargent	NE0032573	500	Extend Mains - \$75000.00	\$ 75,000
27	Sarpy County and Sarpy Cities Wastewater Agency	-	190,604	Engineering, Legal, Administrative Expenses, Construction Services and Observation - \$16000000.00; Land, Structures, Easements, Appraisals, etc. - \$4000000.00; Construction is preliminarily assumed to include approx. 8 miles of wastewater interceptor sewer ranging between 18-inch and 42-inch in diameter, approx. 4 miles of wastewater force main (approx. 18-inch diameter), and a wastewater lift station with a design capacity of approx. 3 MGD. - \$80000000.00	\$ 100,000,000
32	Sarpy County SID #29	-	81	Cluster system lateral repair - \$75000.00; Replace septic tank - \$200000.00; Storm water runoff controls - \$30000.00 - SFY 2024	\$ 305,000

Priority Points	Location	NPDES ID#	US Census 2020 Est. Pop.	Project Description	Project Est. Cost
42	Saunders County SID #8 - Woodcliff Lake	-	925	Storm water management program - \$600800.00 - SFY 2024	\$ 600,800
67	Schuyler	NE0042358	6,547	Add Additional Secondary Lagoon Cell for Further Land Application - \$2300000.00; Lift Station Upgrades - \$250000.00; Manholes Rehab/Sewer Lining - \$650000.00; New Outfall Line to Platte River - \$1200000.00	\$ 4,400,000
85	Scotia	NE0023973	301	Need additional Sewer Lining - \$150000.00	\$ 150,000
55	Scottsbluff	NE0036315	14,436	Backup Generator Power Supply Replacement - \$425000.00; Belt Press MCC & Control Panel Replacement - \$141000.00; Screw Pump Slide Gate Replacement - \$142000.00	\$ 708,000
100	Scribner	NE0023787	543	Treatment Plant Modification/Replacement - \$5000000.00; Lining Sewer Mains - \$1300000.00; Study - \$40000.00	\$ 6,340,000
96	Seward	NE0023876	7,643	WWT Planning - FP update, PER, Plans and specs - \$1286000.00; WWTP - convert from trickling filter to suspended growth/activated sludge for nutrient removal - \$36000000.00; Sewer extension - \$400000.00; Sewer replacement - \$100000.00; Storage shed for PVC pipe - \$100000.00 - SFY 2026	\$ 37,886,000
71	Shelby	NE0024015	710	Grading of Lagoon Dikes, Crushing of Large Sidewalk Along Dike Walls, Sealing of Lagoon/Adding A Cell - \$750000.00; Sewer CCTV - \$35000.00; Repair Sewer Main - \$100000.00	\$ 885,000
49	Shelton	NE0030988	1,034	Remove Sludge - \$50000.00; Rehab Inactive Lagoon Cell - \$100000.00; Sewer Repairs - \$50000.00	\$ 200,000
75	Shickley	NE0030767	347	Sewer Collection System Repair - \$447000.00; Mechanical WWTF Repair/Improvements/Replacement - \$5766000.00; Water Meters - \$517000.00	\$ 7,360,000
62	Shubert	NE0021725	163	Sewer plant replacement of blower - \$5000.00; Replace diffuser air manifold - \$6000.00; Replace sludge return trough - \$5000.00; Replace clarifier weir - \$5000.00; Insulate (spray foam) clarifier building - \$10000.00	\$ 31,000
57	Silver Creek	NE0030724	320	Planning Grant - \$35000.00; Televising Sewer Mains - \$25000.00; Sewer Main Lining - \$200000.00; Lagoon Improvements - \$400000.00; Improvements to existing lift station, replacing pumps and appurtances - \$150000.00	\$ 810,000
31	Snyder	NE0046311	254	Clean Mains - \$80000.00; Sewer Main Extensions - \$100000.00	\$ 180,000
118	South Sioux City	NE0139904	14,043	WWTF Expansion - \$68000000.00; Gas line from new WWTF to Tyson WWTF - \$5000000.00; Sewer line upgrades - \$2000000.00	\$ 75,000,000
62	Spalding	-	408	Replace Existing Mains - \$400000.00	\$ 400,000
65	Spencer	NE0049042	408	Rehab Sanitary Sewer Mains and Manholes - \$350000.00; Sewer Plant Upgrade - \$2000000.00; Sewer Vac Truck - \$150000.00	\$ 2,500,000

Priority Points	Location	NPDES ID#	US Census 2020 Est. Pop.	Project Description	Project Est. Cost
35	Sprague	NE0112054	136	Sewer CIPP Lining - \$100000.00; Sewer Collection Improvements - \$100000.00	\$ 200,000
33	Springfield	NE0041343	1,501	Root invasion repairs - \$210000.00; Inflow/Infiltration remedies - \$1100000.00; Sewer meter connection to Sarpy County Sewer Agency system - \$165000.00	\$ 1,475,000
116	St. Edward	NE0027332	725	Water Meters - \$400000.00; WW Facility Repairs - \$758000.00; Sewer CIPP - \$750000.00	\$ 1,908,000
67	St. Helena	NE0131199	89	Replace flow meter system in meter pit at the lagoon - \$5000.00	\$ 5,000
89	St. Paul	NE0027324	2,416	EDC Middle Loup Subdivision Sanitary Sewer Extension - \$250000.00; Downtown Revitalization Sanitary Sewer Replacement - \$65000.00; Manhole Rehabilitation - \$10500.00; Sanitary Sewer Main Replacement (approx. 200 LF) - \$18000.00	\$ 343,500
65	Stamford	NE3108301	158	Removal of berm in old lagoon cells and repair damaged HDPE erosion control with concrete rip-rap - \$300000.00; Repair concrete level marker in lagoon cell - \$20000.00	\$ 320,000
64	Stanton Cnty SID #1 - Woodland Park	-	1,866	Sewer Line Repairs / Manhole Repairs - \$325000.00	\$ 325,000
45	Staplehurst	NE0040959	236	Lagoon with Land Application - \$1200000.00; Sewer Main Cured in Place Lining - \$100000.00; Manhole Repair - \$50000.00; Replace Sewer Service Connections - \$50000.00	\$ 1,400,000
57	Stapleton	NE0047287	267	Replace 600ft main sewer line - \$35000.00 - SFY 2024	\$ 35,000
85	Stratton	-	310	Renovation of the lift station controls and rehabilitation of west cell #2 of the existing WWTF with new control and equalization structures - \$750000.00 - SFY 2024	\$ 750,000
57	Stromsburg	NE0024325	1,143	Proportional Weirs - \$40000.00; Lagoon Piping Modifications - \$100000.00; New Force Main - \$300000.00; Collection System Pipe Replacement, Manhole Replacement, Manhole Lining, CCTV - \$900000.00; Solar Mixes - \$250000.00; Automatic Flushing Repairs, Screen Repairs, Replace Lift Station on W 9th Street - \$415000.00	\$ 2,005,000
55	Stuart	NE0023949	486	Facility Plan - \$40000.00; CIPP Sewer Line Repairs - \$1500000.00; Sewer System Extension / Lift Station(s) - \$325000.00	\$ 1,865,000
51	Sumner	NE0045322	252	Sludge Removal - \$80000.00; Rehab Lagoon Cell - \$50000.00	\$ 130,000
144	Superior	NE0023809	1,825	2024 Park Street CIPP Project - \$95000.00; 2025 Colorado Street CIPP Project - \$95000.00; 2026 National Street CIPP Project - \$95000.00	\$ 285,000
58	Sutherland	NE0139653	1,313	Evaluation - \$4500.00; Construction of a new lagoon cell. - \$836101.00; Construction of storm sewer along Pine Street - \$1470076.00	\$ 2,310,677
67	Sutton	-	1,447	Sewer Main CIPP Improvements - \$900000.00; Sewer Main Extensions to Serve Existing Septic Tank Users and Proposed Areas - \$350000.00;	\$ 3,150,000

Priority Points	Location	NPDES ID#	US Census 2020 Est. Pop.	Project Description	Project Est. Cost
71	Swanton	NE0045349	82	Water Service Meters - \$1300000.00; Storm Sewer Improvements - \$600000.00 Sewer CIPP Lining - \$100000.00	\$ 100,000
88	Syracuse	NE0040282	1,941	UV Improvements - \$181000.00; DO Monitor for Aeration Basin, WAS Flow Meter for Final Clarifier, WAS Sludge Pump for Aerobic Digester - \$71000.00; Complete Retention Lagoon Sludge Removal - \$754000.00; TV Inspection, Slip Lining, Collection System Repairs - \$100000.00; Storm Water Detention Cell - \$478525.00; WWTF Misc. Repairs - \$50000.00	\$ 1,634,525
62	Table Rock	NE0023868	233	New Wastewater Treatment Plant - \$1250000.00; Collection System Rehabilitation - \$650000.00	\$ 1,900,000
71	Talmage	NE0112526	198	Collection System Improvements - \$150000.00	\$ 150,000
85	Taylor	NE0139297	141	Sanitary Sewer Main Replacement - \$2000000.00	\$ 2,000,000
48	Tekamah	NE0123072	1,714	Extra pump at main lift station - \$150000.00; SCADA - \$155000.00; Inflow/Infiltration Study - \$70000.00; Inflow/Infiltration correction & upgrades - \$225000.00	\$ 600,000
83	Terrytown	-	1,057	Collection System Rehabilitation - \$30000.00; SCADA upgrade to allow for SCADA to monitor lift stations - \$45000.00; Sanitary Sewer upgrades in Monument View Mobile Home Park - \$230750.00; Main Plant Lift Station Rehab - \$100000.00	\$ 405,750
48	Tilden	NE0027910	992	Replacement of sewer main on Antelope Street - \$400000.00; Repair of manholes and collection system - \$250000.00; Replacement of main on California Street from 5th Street South - \$200000.00; Extension of sewer main on East 3rd Street - \$100000.00; SCADA System - \$75000.00	\$ 1,025,000
46	Tobias	NE0027316	114	Sewer Collection System Improvements (CIPP) - \$125000.00	\$ 125,000
77	Trenton	NE0058219	516	Collection System Maintenance and Cleaning with Manhole Extensions - \$20000.00	\$ 20,000
27	Trumbull	exempt	194	Manhole and sewer main cleaning and inspections. Replacement or repairs if needed - \$60000.00	\$ 60,000
87	Unadilla	NE0025461	296	Circulator in lagoon cell to decrease ammonia levels - \$5000.00 - SFY 2024	\$ 5,000
51	Upland	NE0027952	125	Sludge Removal - \$90000.00	\$ 90,000
121	Valentine	NE0051489	2,633	WWTF Blower Upgrades - \$375000.00; Development Street Sewer Extension - \$100000.00; Interceptor Sewer - \$5600000.00	\$ 6,075,000
35	Valparaiso	NE0112976	595	Add to existing lagoon and/or install crop irrigation to land apply treated wastewater - \$1500000.00; Slip line possible trouble areas in the distribution system to control in flow and infiltration - \$300000.00	\$ 1,800,000
92	Verdigre	NE0139611	554	Rehab Sanitary Sewer Mains & Manholes - Phase 1 - \$200000.00; Lift Station Repairs - \$75000.00; Sewer Line Replacement - \$375000.00; Rehab Sanitary Sewer Main and Manholes - Phase 2 - \$400000.00	\$ 1,050,000

Priority Points	Location	NPDES ID#	US Census 2020 Est. Pop.	Project Description	Project Est. Cost
65	Wahoo	NE0021679	4,818	Discharge Water re-use for screening and wash water - \$150000.00; Digester Covers - \$375000.00; SCADA System - \$250000.00; Washwater Equipment Storage Building - \$250000.00; Final Clarifier Covers - \$100000.00; Sanitary Sewer Extensions - numerous locations - \$5580000.00	\$ 6,705,000
59	Wakefield	NE0049018	1,522	Sewer jet machine - \$30000.00 - SFY 2024	\$ 30,000
97	Waterloo	NE0043311	935	Wastewater treatment facility lift station repairs - \$1000000.00; Line sewer mains - \$500000.00; Main replacements - \$500000.00	\$ 2,000,000
97	Wauneta	NE0023841	549	Design and Construction of an additional wastewater lagoon to address DWEE Non-Compliance - \$700000.00; Clean two existing lagoon cells - \$150000.00	\$ 850,000
31	Wausa	NE0039861	592	WWTF Evaluation/Study - \$40000.00; Sewer Main & Lift Station Repair - \$725000.00	\$ 765,000
71	Waverly	NE0024406	4,279	Sewer main extension (west Waverly) - \$400000.00; Storm sewer ditch cleaning along Hwy 6 - \$394000.00 - SFY 2024	\$ 794,000
62	Wayne	NE0033111	5,973	Comp Storm / Sewer System Study - \$100000.00; Sewer Line Repair - \$325000.00; Sewer Extension - \$1500000.00; WWTF (Drum Screen Replacement) - \$1000000.00; LS Upgrades - \$150000.00; Sewer Service Separation (1st / Douglas) - \$300000.00	\$ 3,375,000
78	Weeping Water	NE0046329	1,029	Blower Replacement - \$72000.00; Clarifier Rehabilitation - \$72000.00; Grit Removal System - \$650000.00	\$ 794,000
80	West Point	NE0023965	3,500	Lagoon Improvements for dewatering and sludge removal - \$500000.00; Collection system mapping and study - \$50000.00; Replacement of sewer main on Sheridan Street - \$1500000.00	\$ 2,050,000
56	Western	NE0042501	227	Sewer CIPP Lining - \$100000.00	\$ 100,000
85	Whitney	-	62	Raise Manhole Ring and Covers - \$10000.00; Sanitary Sewer Main Cleaning - \$35000.00; Construct Sanitary Sewer Manhole - \$8000.00; Replacement of Sanitary Sewer Manholes - \$150000.00; Rehabilitation of Lagoon Cells - \$375000.00	\$ 578,000
68	Wilber	NE0045373	1,937	CCTV Sewers - \$100000.00; Additional aerated sludge holding tank - \$1000000.00; Remove grit from oxidation ditch - \$350000.00	\$ 1,450,000
37	Wilcox	NE0045381	330	WWTF Maintenance - \$50000.00; Sewer Main Repairs - \$50000.00	\$ 100,000
32	Winnebago	NE0113212	916	Effluent flow monitoring device - \$7959000.00 - SFY 2024	\$ 7,959,000
50	Winside	NE0043320	379	Sewer Main Repair/Replacement - \$250000.00; Pump Spare - \$25000.00; Sewer Main CIPP - \$400000.00	\$ 675,000
93	Wisner	NE0023957	1,239	Sewer System Repair CIPP - \$600000.00	\$ 600,000
40	Wolbach	NE0040088	224	Wastewater System Study - \$40000.00; Sanitary Sewer Main Lining/Repair/Reconstruction - \$150000.00; Rehabilitation/New Ponds - \$1200000.00	\$ 1,390,000

Priority Points	Location	NPDES ID#	US Census 2020 Est. Pop.	Project Description	Project Est. Cost
67	Wood River	NE0021661	1,172	Extension for new subdivisions, Thelen 6th Subdivision - \$196000.00; Wastewater Treatment Facility - \$16000000.00; Wood River Drainage Improvements - Advance Assistance Project - \$4300000.00	\$ 20,496,000
89	Wymore	NE0021130	1,377	Cured in place pipe - \$150000.00	\$ 150,000
91	Wynot	NE0127663	216	Sewer Collection System Upgrades - \$125000.00; Annual Pumping of Lagoon - \$150000.00; Clean and Televising Sewer Mains - \$75000.00	\$ 350,000
58	York	NE0040932	8,066	South 81 lift station upgrade - \$800000.00; Storm water improvement - \$250000.00	\$ 1,050,000
62	Yutan	NE0024376	1,347	Sanitary Sewer Rehabilitation (CIPP and Spot Repairs) - \$500000.00; Lagoon Capacity Upgrades - \$1500000.00; Trunk Sewer Extension to Serve Future NW Development - \$1600000.00; Sewer Extension to Serve Industrial Development - \$1400000.00	\$ 5,000,000
Total Estimated Costs					\$ 1,386,792,982

- Note: See [Appendix I](#) for Acronyms.
- (1), (2), (3), (4) CW Needs Survey can be carried forward for up to four years if the project is in process.
- 2020 U.S. Census - Bureau estimated resident population, published by American Fact Finder.
- 2020-2024 survey estimates, published by U.S. Census Bureau

APPENDIX B1-a

CWSRF LIST OF NEBRASKA MUNICIPALITIES, NRDs, SIDs, AND COUNTIES

All Nebraska municipalities and Sanitary Improvement Districts (SID) in this Appendix may have aging infrastructure or other wastewater issues that are not listed on the current Funding or Planning lists, but may still need investigation, maintenance, and/or replacement. Being included in this IUP and on this list does not mean the municipality or SID will need, seek out, or receive funding from the CWSRF, but it does recognize the municipality's or SID's possible future needs which may be undocumented at this time. These municipalities and SIDs have been given zero (0) points, while still recognizing there is likely a potential need in the thousands of dollars in each location:

COMMUNITY	ACS 2020-2024 Est. MHI	US Census 2020 Est. POP
Abie	\$55,938	65
Adams	\$90,774	604
Agnew	NO DATA	30
Ainsworth	\$53,490	1,616
Albion	\$74,492	1,699
Alda	\$57,500	647
Alexandria	\$56,250	148
Allen	\$59,464	355
Alliance	\$65,160	8,151
Alma	\$75,703	1,043
Alvo	\$113,750	115
Ames	NO DATA	14
Amherst	\$69,125	201
Anoka	NO DATA	10
Anselmo	\$60,673	108
Ansley	\$64,688	459
Arapahoe	\$57,188	1,002
Arcadia	\$81,250	283
Archer	NO DATA	68
Arlington	\$94,034	1,300
Arnold	\$64,688	592
Arthur	\$29,167	128
Ashland	\$89,408	3,086

COMMUNITY	ACS 2020-2024 Est. MHI	US Census 2020 Est. POP
Ashton	\$69,000	198
Aten	NO DATA	134
Atkinson	\$79,375	1,306
Atlanta	\$65,750	106
Auburn	\$57,531	3,470
Aurora	\$77,679	4,678
Avoca	\$66,563	178
Axtell	\$72,083	732
Ayr	\$76,250	83
Bancroft	\$50,833	496
Barada	NO DATA	21
Barneston	\$49,583	90
Bartlett	\$51,154	109
Bartley	NO DATA	270
Bassett	\$42,697	538
Battle Creek	\$95,536	1,194
Bayard	\$68,333	1,140
Bazile Mills	\$155,000	26
Beacon	NO DATA	55
Beatrice	\$57,264	12,261
Beaver City	\$56,354	537
Beaver Crossing	\$62,813	375
Bee	\$99,688	171

COMMUNITY	ACS 2020-2024 Est. MHI	US Census 2020 Est. POP
Beemer	\$61,667	611
Belden	\$70,625	113
Belgrade	NO DATA	103
Bellevue	\$85,462	64,176
Bellwood	\$72,639	407
Belmar	NO DATA	199
Belvidere	NO DATA	51
Benedict	\$57,500	203
Benkelman	\$42,188	821
Bennet	\$105,859	1,082
Bennington	\$97,500	2,026
Berea	NO DATA	49
Bertrand	\$73,672	709
Berwyn	\$46,250	75
Big Springs	\$68,125	394
Bladen	\$66,875	205
Blair	\$81,452	7,790
Bloomfield	\$50,083	986
Bloomington	\$78,571	110
Blue Hill	\$62,813	805
Blue Springs	\$38,750	282
Bow Valley	NO DATA	95
Boys Town	\$73,750	410

Appendix B1-a – Municipalities, NRDs, SIDs, and Counties

COMMUNITY	ACS 2020-2024 Est. MHI	US Census 2020 Est. POP
Bradshaw	\$72,900	273
Brady	\$80,833	383
Brainard	\$68,750	336
Brewster	\$26,094	12
Bridgeport	\$60,404	1,454
Bristow	\$48,125	70
Broadwater	\$48,125	95
Brock	\$38,750	123
Broken Bow	\$60,129	3,506
Brownlee	NO DATA	13
Brownville	NO DATA	139
Brule	\$46,750	331
Bruning	\$73,750	281
Bruno	\$37,212	95
Brunswick	\$88,750	152
Burchard	\$64,688	76
Burr	\$72,500	52
Burton	NO DATA	11
Burwell	\$51,250	1,087
Bushnell	\$40,000	115
Butte	\$54,063	286
Byron	\$50,417	83
Cairo	\$54,511	822
Callaway	\$51,146	563
Cambridge	\$61,528	1,071
Campbell	\$80,625	272
Carleton	\$81,250	92
Carroll	\$61,250	191
Cedar Bluffs	\$92,639	615
Cedar Creek	\$118,456	465
Cedar Rapids	\$54,519	382

COMMUNITY	ACS 2020-2024 Est. MHI	US Census 2020 Est. POP
Center	\$70,000	79
Central City	\$73,229	3,039
Ceresco	\$96,944	919
Chadron	\$54,590	5,206
Chalco	NO DATA	11,064
Chambers	\$73,333	288
Champion	NO DATA	115
Chapman	\$86,250	260
Chappell	\$65,000	844
Cheney	NO DATA	164
Chester	\$71,875	224
Clarks	\$49,167	344
Clarkson	\$60,682	641
Clatonia	\$60,208	263
Clay Center	\$82,500	735
Clearwater	\$60,625	320
Clinton	\$56,964	38
Cody	\$72,500	168
Coleridge	\$46,818	537
Colon	\$61,563	107
Columbus	\$64,626	24,028
Comstock	\$47,500	68
Concord	\$81,429	126
Cook	\$65,714	319
Cordova	\$49,250	92
Cornlea	NO DATA	33
Cortland	\$74,583	504
Cotesfield	NO DATA	29
Cowles	NO DATA	21
Cozad	\$54,471	3,988
Crab Orchard	\$62,500	46

COMMUNITY	ACS 2020-2024 Est. MHI	US Census 2020 Est. POP
Craig	\$46,071	202
Crawford	\$51,528	840
Creighton	\$50,278	1,147
Creston	\$64,792	181
Crete	\$77,209	7,099
Crofton	\$94,583	756
Crookston	NO DATA	71
Culbertson	\$51,875	534
Curtis	\$58,750	806
Cushing	\$98,478	37
Dakota City	\$76,806	2,081
Dalton	\$66,042	284
Danbury	\$47,000	80
Dannebrog	\$63,250	273
Davenport	\$67,083	319
Davey	\$109,375	135
David City	\$65,573	2,995
Dawson	\$60,913	148
Daykin	\$89,375	153
De Witt	\$80,526	530
Decatur	\$55,313	410
Denton	\$57,250	189
Deshler	\$57,188	752
Deweese	\$18,750	42
Diller	\$78,333	247
Dix	\$52,500	187
Dixon	NO DATA	77
Dodge	\$59,688	611
Doniphan	\$87,212	809
Dorchester	\$74,286	610
Douglas	\$71,250	166

COMMUNITY	ACS 2020-2024 Est. MHI	US Census 2020 Est. POP
Du Bois	NO DATA	122
Dunbar	\$90,795	165
Duncan	\$74,688	392
Dunning	\$61,750	80
Dwight	\$71,042	229
Eagle	\$76,875	1,065
Eddyville	\$95,461	88
Edgar	\$50,625	428
Edison	\$60,063	111
Elba	\$36,250	192
Elgin	\$59,583	717
Elk Creek	\$55,625	69
Elm Creek	\$79,148	979
Elmwood	\$76,944	654
Elsie	\$48,333	102
Elwood	\$66,389	658
Elyria	\$62,083	50
Emerald	NO DATA	45
Emerson	\$57,292	840
Emmet	\$63,750	46
Enders	NO DATA	37
Endicott	\$86,250	113
Ericson	\$69,500	89
Eustis	\$88,750	389
Ewing	\$61,667	373
Exeter	\$62,917	523
Fairbury	\$52,995	3,970
Fairfield	\$67,188	330
Fairmont	\$73,750	592
Falls City	\$51,706	4,133
Farnam	\$45,417	182

COMMUNITY	ACS 2020-2024 Est. MHI	US Census 2020 Est. POP
Farwell	\$52,500	138
Filley	\$51,667	124
Firth	\$80,938	649
Fontanelle	NO DATA	67
Fordyce	\$83,125	134
Fort Calhoun	\$102,396	1,108
Foster	NO DATA	42
Franklin	\$53,375	941
Fremont	\$71,152	27,141
Friend	\$90,909	954
Fullerton	\$47,750	1,244
Funk	\$94,375	175
Gandy	\$178,056	34
Garland	\$51,979	210
Garrison	\$65,000	55
Geneva	\$80,398	2,136
Genoa	\$66,667	894
Gering	\$75,093	8,564
Gibbon	\$70,069	1,878
Gilead	\$62,500	30
Giltner	\$73,250	406
Glenvil	\$67,750	260
Glenwood	NO DATA	503
Goehner	\$96,767	181
Gordon	\$59,226	1,504
Gothenburg	\$79,219	3,478
Grafton	\$71,667	106
Grand Island	\$63,795	53,131
Grant	\$71,389	1,197
Greeley	NO DATA	402
Greenwood	\$90,774	595

COMMUNITY	ACS 2020-2024 Est. MHI	US Census 2020 Est. POP
Gresham	\$45,938	219
Gretna	\$123,992	5,083
Gross	NO DATA	3
Guide Rock	\$39,444	199
Gurley	\$60,952	187
Hadar	\$77,222	280
Haigler	\$45,313	145
Hallam	\$98,214	268
Halsey	NO DATA	68
Hamlet	NO DATA	27
Hampton	\$83,529	432
Harbine	\$72,188	56
Hardy	\$60,938	97
Harrisburg	NO DATA	99
Harrison	\$52,000	239
Hartington	\$80,577	1,517
Harvard	\$66,000	951
Hastings	\$64,048	25,152
Hay Springs	\$57,031	599
Hayes Center	\$58,750	224
Hazard	\$81,250	57
Heartwell	\$52,500	81
Hebron	\$65,833	1,458
Hemingford	\$70,667	787
Henderson	\$82,500	1,080
Hendley	NO DATA	20
Henry	\$79,750	125
Herman	\$80,461	247
Hershey	\$91,458	649
Hickman	\$104,375	2,607
Hildreth	\$59,643	377

Appendix B1-a – Municipalities, NRDs, SIDs, and Counties

COMMUNITY	ACS 2020-2024 Est. MHI	US Census 2020 Est. POP
Holbrook	\$63,750	201
Holdrege	\$55,789	5,515
Holmesville	NO DATA	60
Holstein	\$69,545	191
Homer	\$80,714	532
Hooper	\$77,865	857
Hordville	NO DATA	131
Hoskins	\$78,750	263
Howard City	NO DATA	181
Howells	\$80,938	561
Hubbard	\$58,750	153
Hubbell	NO DATA	63
Humboldt	\$41,786	800
Humphrey	\$73,977	857
Huntley	\$237,917	33
Hyannis	NO DATA	165
Imperial	\$74,176	2,068
Inavale	NO DATA	66
Indianola	\$55,481	524
Inglewood	\$66,875	380
Inland	NO DATA	58
Inman	\$71,250	95
Ithaca	\$62,083	160
Jackson	\$51,250	207
Jansen	\$65,625	101
Johnson	\$59,875	309
Johnstown	NO DATA	47
Julian	\$41,250	46
Juniata	\$64,500	748
Kearney	\$69,724	33,790
Kenesaw	\$92,639	919

COMMUNITY	ACS 2020-2024 Est. MHI	US Census 2020 Est. POP
Kennard	\$95,000	381
Keystone	NO DATA	73
Kilgore	NO DATA	63
Kimball	\$56,174	2,290
King Lake	NO DATA	114
Kramer	NO DATA	26
La Platte	NO DATA	50
La Vista	\$81,961	16,746
Lakeview	NO DATA	378
Lamar	NO DATA	28
Laurel	\$58,519	972
Lawrence	\$69,375	272
Lebanon	NO DATA	46
Leigh	\$63,500	435
Lemoine	NO DATA	44
Leshara	\$70,750	108
Lewellen	\$41,848	175
Lewiston	\$41,250	55
Lexington	\$67,666	10,348
Liberty	\$52,917	37
Lincoln	\$71,867	291,082
Lindsay	\$84,167	283
Lindy	NO DATA	13
Linoma Beach	NO DATA	43
Linwood	\$32,500	94
Lisco	NO DATA	68
Litchfield	\$67,083	220
Lodgepole	\$25,341	312
Long Pine	\$45,625	305
Loomis	\$73,333	391
Lorenzo	NO DATA	36

COMMUNITY	ACS 2020-2024 Est. MHI	US Census 2020 Est. POP
Loretto	NO DATA	50
Lorton	NO DATA	35
Louisville	\$94,208	1,319
Loup City	\$52,500	1,053
Lushton	NO DATA	28
Lyman	\$55,047	259
Lynch	\$38,214	194
Lyons	\$45,129	824
Macy	NO DATA	1,045
Madison	\$62,738	2,283
Madrid	\$75,000	242
Magnet	\$59,063	43
Malcolm	\$85,625	457
Malmo	\$108,750	94
Manley	\$63,750	167
Marquette	\$63,375	236
Martell	NO DATA	125
Martin	NO DATA	76
Martinsburg	\$57,083	78
Maskell	\$61,250	58
Mason City	\$64,375	151
Max	NO DATA	50
Maxwell	\$87,500	257
Maywood	\$71,250	262
McCook	\$56,917	7,446
McCool Junction	\$118,438	453
McGrew	\$35,833	75
McLean	\$97,625	33
Mead	\$80,272	617
Meadow Grove	\$49,063	287
Melbeta	\$47,000	108

Appendix B1-a – Municipalities, NRDs, SIDs, and Counties

COMMUNITY	ACS 2020-2024 Est. MHI	US Census 2020 Est. POP
Melia	NO DATA	98
Memphis	\$73,750	109
Merna	\$61,875	343
Merriman	\$41,477	87
Milford	\$82,699	2,155
Miller	\$90,500	129
Milligan	\$65,357	244
Minatare	\$38,125	715
Minden	\$68,449	3,118
Mitchell	\$54,150	1,548
Monowi	NO DATA	2
Monroe	\$75,500	296
Moorefield	\$36,250	27
Morrill	\$47,143	934
Morse Bluff	\$74,063	117
Mullen	\$50,750	500
Murdock	\$59,167	270
Murray	\$80,250	480
Naper	\$36,250	89
Naponee	\$57,500	83
Nebraska City	\$67,117	7,222
Nehawka	\$58,958	173
Neligh	\$59,239	1,536
Nelson	\$50,000	456
Nemaha	\$50,625	114
Nenzel	\$43,750	17
Newcastle	\$83,438	272
Newman Grove	\$54,861	667
Newport	NO DATA	68
Nickerson	\$155,080	312
Niobrara	\$39,519	365

COMMUNITY	ACS 2020-2024 Est. MHI	US Census 2020 Est. POP
Nora	NO DATA	21
Norfolk	\$58,884	24,955
Norman	NO DATA	32
North Bend	\$85,882	1,279
North Loup	\$49,167	254
North Platte	\$58,097	23,390
Oak	\$56,818	54
Oakdale	\$71,250	276
Oakland	\$68,900	1,369
Obert	\$55,833	22
Oconto	\$55,625	138
Octavia	\$59,375	107
Odell	\$66,250	260
Odessa	NO DATA	132
Offutt AFB	NO DATA	5,363
Ogallala	\$58,556	4,878
Ohioa	\$42,500	120
Omaha	\$73,201	486,051
O'Neill	\$56,510	3,581
Ong	NO DATA	49
Orchard	\$52,813	363
Ord	\$57,818	2,113
Orleans	\$62,250	341
Osceola	\$81,250	875
Oshkosh	\$40,391	809
Osmond	\$66,250	794
Otoe	\$44,375	161
Overland	NO DATA	202
Overton	\$55,000	607
Oxford	\$57,955	718
Page	\$56,250	166

COMMUNITY	ACS 2020-2024 Est. MHI	US Census 2020 Est. POP
Palisade	\$62,813	294
Palmer	\$62,578	439
Palmyra	\$85,139	534
Panama	\$94,514	235
Papillion	\$111,679	24,159
Parks	NO DATA	12
Pawnee City	\$45,096	865
Paxton	\$66,875	516
Pender	\$73,125	1,115
Peru	\$44,028	648
Petersburg	\$87,625	332
Phillips	\$86,607	320
Pickrell	\$70,000	186
Pierce	\$70,859	1,845
Pilger	\$74,286	240
Plainview	\$54,766	1,282
Platte Center	\$76,250	333
Plattsmouth	\$73,929	6,544
Pleasant Dale	\$64,250	218
Pleasanton	\$73,750	361
Plymouth	\$50,417	364
Polk	\$55,000	346
Ponca	\$57,188	907
Poole	NO DATA	22
Potter	\$76,250	342
Prague	\$74,375	291
Prairie Home	NO DATA	38
Preston	NO DATA	19
Primrose	\$75,625	55
Princeton	NO DATA	51
Prosser	\$56,250	76

COMMUNITY	ACS 2020-2024 Est. MHI	US Census 2020 Est. POP
Raeville	NO DATA	18
Ragan	NO DATA	22
Ralston	\$69,403	6,494
Randolph	\$84,531	879
Ravenna	\$64,423	1,441
Raymond	\$99,107	159
Red Cloud	\$45,909	962
Republican City	\$45,625	134
Reynolds	NO DATA	57
Richfield	NO DATA	42
Richland	\$50,625	70
Rising City	\$90,139	356
Riverdale	\$85,227	247
Riverton	\$44,519	57
Roca	\$100,000	201
Rockville	\$35,833	89
Rogers	NO DATA	82
Rosalie	\$66,875	159
Roscoe	NO DATA	44
Roseland	\$85,156	263
Royal	\$53,125	58
Rulo	\$45,625	145
Rushville	\$53,958	816
Ruskin	\$78,607	105
Salem	NO DATA	83
Santee	\$59,583	424
Sarben	NO DATA	31
Sargent	\$54,423	500
Saronville	NO DATA	35
Schuyler	\$80,399	6,547
Scotia	\$45,000	301

COMMUNITY	ACS 2020-2024 Est. MHI	US Census 2020 Est. POP
Scottsbluff	\$56,359	14,436
Scribner	\$58,889	843
Seneca	NO DATA	49
Seward	\$72,564	7,643
Shelby	\$72,955	710
Shelton	\$81,278	1,034
Shickley	\$72,708	347
Sholes	NO DATA	16
Shubert	\$37,500	163
Sidney	\$54,734	6,410
Silver Creek	\$51,563	320
Smithfield	\$51,118	60
Snyder	\$87,917	254
South Bend	\$64,167	92
South Sioux City	\$68,223	14,043
Spalding	\$65,625	408
Spencer	\$58,667	408
Sprague	\$81,250	136
Springfield	\$92,955	1,501
Springview	\$42,188	238
St. Edward	\$53,587	725
St. Helena	\$85,625	89
St. Libory	NO DATA	241
St. Paul	\$62,212	2,416
Stamford	\$29,519	158
Stanton	\$76,500	1,520
Staplehurst	\$83,060	236
Stapleton	\$70,250	267
Steele City	\$30,625	44
Steinauer	\$48,125	59
Stella	\$56,250	145

COMMUNITY	ACS 2020-2024 Est. MHI	US Census 2020 Est. POP
Sterling	\$70,313	480
Stockham	NO DATA	32
Stockville	NO DATA	25
Strang	\$100,000	30
Stratton	\$34,643	310
Stromsburg	\$58,988	1,143
Stuart	\$62,361	486
Sumner	\$70,000	252
Sunol	NO DATA	57
Superior	\$63,810	1,825
Surprise	\$112,083	37
Sutherland	\$72,857	1,313
Sutton	\$81,313	1,447
Swanton	\$61,146	82
Syracuse	\$72,404	1,941
Table Rock	\$49,844	233
Talmage	\$63,929	198
Tamora	NO DATA	44
Tarnov	\$77,917	52
Taylor	\$50,833	141
Tecumseh	\$45,357	1,694
Tekamah	\$57,074	1,714
Terrytown	\$43,618	1,057
Thayer	\$66,250	44
Thedford	\$75,224	208
Thurston	\$71,667	116
Tilden	\$69,118	992
Tobias	\$61,250	114
Trenton	\$45,000	516
Trumbull	\$118,083	194
Tryon	NO DATA	107

COMMUNITY	ACS 2020-2024 Est. MHI	US Census 2020 Est. POP
Uehling	\$61,429	241
Ulysses	\$76,458	196
Unadilla	\$70,000	296
Union	\$64,000	195
Upland	\$63,750	125
Utica	\$88,304	840
Valentine	\$56,898	2,633
Valley	\$110,200	3,037
Valparaiso	\$85,625	595
Venango	\$74,500	157
Venice	NO DATA	75
Verdel	\$21,406	38
Verdigre	\$40,938	554
Verdon	\$78,750	164
Virginia	\$87,500	74
Waco	\$76,250	296
Wahoo	\$89,457	4,818
Wakefield	\$56,964	1,522
Wallace	\$63,125	318
Walthill	\$70,398	682
Walton	NO DATA	351
Wann	NO DATA	102
Washington	\$106,458	129
Waterbury	\$127,750	72
Waterloo	\$67,941	935
Wauneta	\$47,143	549
Wausa	\$59,375	592
Waverly	\$111,632	4,279
Wayne	\$53,702	5,973
Weeping Water	\$83,750	1,029
Wellfleet	\$49,792	72

COMMUNITY	ACS 2020-2024 Est. MHI	US Census 2020 Est. POP
West Point	\$65,793	3,500
Western	\$53,750	227
Westerville	NO DATA	31
Weston	\$66,250	250
White Clay	NO DATA	8
Whitney	\$71,458	62
Wilber	\$84,712	1,937
Wilcox	\$66,250	330
Willow Island	NO DATA	25
Wilsonville	\$61,250	75
Winnebago	\$41,447	916
Winnetoon	\$82,500	54
Winside	\$66,667	379
Winslow	\$71,169	19
Wisner	\$61,739	1,239
Wolbach	\$52,321	224
Wood Lake	\$30,417	46
Wood River	\$75,417	1,172
Woodland Hills	NO DATA	232
Woodland Park	NO DATA	1,830
Wymore	\$57,090	1,377
Wynot	\$77,500	216
Yankee Hill	NO DATA	286
York	\$63,265	8,066
Yutan	\$103,350	1,347

Natural Resources Districts			
Central Platte NRD	Lower Niobrara NRD	Nemaha NRD	Upper Big Blue NRD
Lewis & Clark NRD	Lower Platte North NRD	North Platte NRD	Upper Elkhorn NRD
Little Blue NRD	Lower Platte South NRD	Papio-Missouri River NRD	Upper Loup NRD
Lower Big Blue NRD	Lower Republican NRD	South Platte NRD	Upper Niobrara – White NRD
Lower Elkhorn NRD	Middle Niobrara NRD	Tri-Basin NRD	Upper Republican NRD
Lower Loup NRD	Middle Republican NRD	Twin Platte NRD	

COUNTIES								
Adams	Butler	Dawes	Gage	Hitchcock	Knox	Nemaha	Richardson	Stanton
Antelope	Cass	Dawson	Garden	Holt	Lancaster	Nuckolls	Rock	Thayer
Arthur	Cedar	Deuel	Garfield	Hooker	Lincoln	Otoe	Saline	Thomas
Banner	Chase	Dixon	Gosper	Howard	Logan	Pawnee	Sarpy	Thurston
Blaine	Cherry	Dodge	Grant	Jefferson	Loup	Perkins	Saunders	Valley
Boone	Cheyenne	Douglas	Greeley	Johnson	Madison	Phelps	Seward	Washington
Box Butte	Clay	Dundy	Hall	Kearney	McPherson	Pierce	Scotts Bluff	Wayne
Boyd	Colfax	Fillmore	Hamilton	Keith	Merrick	Platte	Sheridan	Webster
Brown	Cuming	Franklin	Harlan	Keya Paha	Morrill	Polk	Sherman	Wheeler
Buffalo	Custer	Frontier	Hayes	Kimball	Nance	Red Willow	Sioux	York
Burt	Dakota	Furnas						

Sanitary & Improvement Districts	
Butler Co. SID #1, Clear Lake Residential Association (Columbus)	Lancaster Co. SID #5, Cheney (Lincoln)
Cass Co. SID #2, Cass Greenwood Interchange (Omaha)	Platte Co. SID #7, Whitetail Lake (Columbus)
Cass Co. SID #4, Eagle Lake (Eagle)	Polk Co. SID #1, Duncan Lakes (Omaha)
Cass Co. SID #5, Buccaneer Bay (Plattsmouth)	Sarpy Co. SID #29, Westridge Farms (Gretna)
Dodge Co. SID #3, Lake Ventura (Fremont)	Sarpy Co. SID #101, Hanson’s Lake (Bellevue)
Douglas Co. SID #128, Twilight Hills (Omaha)	Sarpy Co. SID #97, Hawaiian Village (Papillion)
Douglas Co. SID #177, Riverside Lake (Omaha)	Saunders Co. SID #8, Woodcliff Lake (Omaha)
Gosper Co. SID #1, Johnson Lake (Elwood)	Stanton Co. SID #1, Woodland Park (Norfolk)

Due to the high number of county SIDs in Nebraska, the DWEE shall consider all registered and affiliated Nebraska SIDs to be included in with the Appendix B1-a list.

APPENDIX B2

DWSRF PROJECT PRIORITY PLANNING LIST – ALPHABETICAL ORDER

Priority Points	Location	PWS Number	US Census 2020 Est. Pop.	Project Description	Project Est. Cost
100	Abie	NE3102305	65	Interconnect to David City - Bruno pipeline or new well to replace deteriorated well; Install water meters; Get GPS mapping of water system valves and lines. - SFY 2024	\$ 1,230,000
135	Adams	NE3106712	604	New/Replace water mains; GIS mapping.	\$ 565,000
120	Ainsworth	NE3101702	1,616	Replace water mains; Replace LSL; Rehab Well.	\$ 1,075,000
120	Albion	NE3101102	1,699	Wells; Water mains; LSL replacement.	\$ 3,300,000
60	Alda	NE3107909	647	Paint water storage tank; Replace water mains.	\$ 850,000
15	Alexandria	NE3116910	148	Replace water mains.	\$ 200,000
200	Allen	NE3105101	355	Administrative Order; Wells; Water storage tank; Water mains; Replace LSL; Water treatment.	\$ 10,800,000
135	Alma	NE3108307	1,043	Replace water mains.	\$ 325,590
15	Amherst	NE3120041	201	Rehab wells; Replace water mains.	\$ 70,000
15	Ansley	NE3104104	459	Replace water mains; LSL replacement; Replace water meters.	\$ 375,000
60	Arapahoe	NE3106506	1,002	New/Replace water mains; Replace LSL; Replace water mains.	\$ 745,000
25	Arcadia	NE3117503	283	Rehab wells and water storage tank; Replace water mains; New water meters.	\$ 785,000
15	Arnold	NE3104102	592	Wells; Mains; Install/Replace meters. - SFY 2024	\$ 265,400
15	Ashton	NE3116301	198	Replace water mains.	\$ 100,000
120	Atkinson	NE3108905	1,306	Rehab wells; Replace water mains and water meters.	\$ 550,000
15	Atlanta	NE3113706	106	Installation of new water mains and new water meters.	\$ 125,000
80	Auburn	NE3112703	3,470	New/Rehab wells and pump house; New/Rehab/Paint water storage tank; Replace water mains and LSL; Modify Water Treatment; New/Replace water meters.	\$ 15,650,000
150	Aurora	NE3108101	4,678	New/Rehab wells; New water storage tank; New/Replace/Extend water mains; Replace LSL; New pump stations; New water treatment; Replace water meters.	\$ 27,350,000
155	Bancroft	NE3103901	496	Wells; water mains.	\$ 1,200,000
15	Barneston	NE3120604	90	Water storage tank; Replace water mains; water meters.	\$ 300,000
90	Bartley	NE3114502	270	Replace water mains and water meters.	\$ 225,000
100	Bassett	NE3114902	538	Rehab wells; Replace water mains and water meters.	\$ 755,000
60	Battle Creek	NE3111915	1,194	Rehab wells; Replace/Loop water mains; Replace LSL; Rehab pump station; New water Meters.	\$ 1,145,000

Priority Points	Location	PWS Number	US Census 2020 Est. Pop.	Project Description	Project Est. Cost
60	Bayard	NE3112302	1,140	Rehab/Paint water storage tank; Replace water mains; Replace LSL; Booster Pump Rehab; Replace water meters.	\$ 750,000
130	Beatrice	NE3106705	12,261	New wells; Replace water mains; Rehab pump station; Water meters.	\$ 10,750,000
15	Beaver City	NE3106505	537	New/Replace water mains.	\$ 275,000
70	Beaver Crossing	NE3115911	375	Replace water mains; New water meters.	\$ 1,000,000
135	Bee	NE3115910	171	Generator for well; Replace water mains and LSL.	\$ 105,000
120	Beemer	NE3103902	611	Rehab wells, update controls; Paint water storage tank.	\$ 365,000
70	Belden	NE3102707	113	Replace water mains.	\$ 350,000
120	Belgrade	NE3112501	103	New water storage tank; New water meters.	\$ 570,000
15	Bellwood	NE3102306	407	Replace water mains; Repaint water tower.	\$ 245,000
25	Belvidere	NE3116909	51	Rehab water system; Install water pump. - SFY 2024	\$ 115,000
135	Benedict	NE3118703	203	Replace water mains and water meters.	\$ 90,000
120	Benkelman	NE3105701	821	New/Replace/Extend water mains.	\$ 250,000
70	Bennet	NE3110910	1,082	New water storage tank; New water mains; GIS mapping.	\$ 3,090,000
15	Bertrand	NE3113707	709	Install/Replace water mains and meters. - SFY 2024	\$ 700,000
30	BIC Joint Water Agency	NE3121227		Construction of fourth new source well and connection piping for additional capacity along with SCADA upgrade system.	\$ 650,000
70	Bladen	NE3118303	205	New/Replace well; Well generator; Replace water mains.	\$ 550,000
105	Blair	NE3117905	7,990	New water storage tank; Water mains extension; Replace LSL; WTP Expansion; Lime Solids Control	\$ 39,656,250
15	Bloomfield	NE3110708	986	Water Mains: Replacement and Repairs; Water Treatment: Controls for Water System; and Water Meters: Water Meter Central Control.	\$ 450,000
25	Bloomington	NE3106106	110	Painting of Water Storage Tank, replace water mains and water meters.	\$ 300,000
135	Blue Hill	NE3118302	805	Rehab water tower; Replace pumps at wellhouses. - SFY 2024	\$ 174,100
60	Blue Springs	NE3106704	292	Update PWS; Extend mains. - SFY 2024	\$ 150,000
60	Boyd Cnty RWD 1	NE3120306	51	Rehab controls and wellhouse; Replace mains and water storage tank. - SFY 2024	\$ 50,000
70	Bradshaw	NE3118704	273	Upgrade and/or replacing existing wells, miscellaneous water main improvements, lead service lines.	\$ 525,000
70	Brady	NE3111102	383	Install water mains, flush hydrants on dead-end mains, and replace fire hydrants. New well.	\$ 1,000,000
160	Brainard	NE3102304	336	The Village of Brainard conducted a study in 2023 that identified manganese in their source water and has had water main breaks over the years. Needs include a new water treatment plant for the manganese, distribution system replacements, and piping improvements in the well houses.	\$ 10,400,000

Priority Points	Location	PWS Number	US Census 2020 Est. Pop.	Project Description	Project Est. Cost
15	Bridgeport	NE3112303	1,454	Water storage tank cleaning; water mains replacement; water treatment media replacement; water meters replacement; City is looking into a resin in the Ion Exchange plant that would remove nitrates, as well as uranium.	\$ 745,000
135	Broadwater	NE3112301	95	Water storage tank: painting and cleaning; new water meters.	\$ 115,000
120	Broken Bow	NE3104105	3,506	New well; new portable generators; rehab water storage tank; replacement of water mains; replacement of lead service lines; and replacement of water meters.	\$ 2,225,000
15	Brunswick	NE3100309	152	Water mains replacement and improvement.	\$ 100,000
200	Burr	NE3113110	52	Interconnect with RWD; new water mains; replacement of lead service lines; and new water meters.	\$ 1,765,000
70	Burwell	NE3107101	1,087	New wells; New water storage tank; New and replacement water mains; Replacement lead service lines; Replacement of water meters. Complete Water System Study; water rate study; new controls and monitors for tower and wells. Future water service demands looping dead end feeds east and south.	\$ 3,085,000
90	Butte	NE3101503	286	Cleaning of water storage tank; Installation of hand held water meters. Pilot study for alternate WTP media for manganese treatment/removal and subsequent filter media replacement.	\$ 350,000
130	Byron	NE3116907	83	New Well and pump house, a new water storage tank, total system replacement, including new service lines, fire hydrants, meters, pits and lids, and other appurtenant items.	\$ 3,750,000
120	Cairo	NE3107906	822	Replace Water Meters.	\$ 5,000
90	Cambridge	NE3106504	1,071	Replacement of water mains	\$ 100,000
60	Campbell	NE3106107	272	Replacement of water mains.	\$ 200,000
70	Carroll	NE3118102	191	New water mains and replacement water mains; replacement of lead service lines.	\$ 430,000
15	Cass Cnty RWD 1	NE3102521	3,195	New Well, new water mains and extension of water mains, new and replacement water meters.	\$ 1,035,540
60	Cass Cnty RWD 2	NE3120304	2,000	New main. - SFY 2024	\$ 300,000
60	Cass Cnty SID #5	NE3120035	645	New wells and rehabbing existing ones; replacement and extension of water meters; pump station improvements.	\$ 3,225,000
160	Cedar Bluffs	NE3115504	615	Extend transmission line; Upgrade meters. - SFY 2024	\$ 4,825,000
160	Cedar Knox Rural Water	NE3120303	3,056	Interconnect w/Yankton, SD to address AO, distribution upgrades and elevated storage tank replacement.	\$ 33,050,000
60	Cedar Rapids	NE3101101	382	Replacement of water meters; pump station rehab.	\$ 160,000
120	Center	NE3110707	79	Well rehab work; water storage tank work; and water main replacement.	\$ 105,000

Priority Points	Location	PWS Number	US Census 2020 Est. Pop.	Project Description	Project Est. Cost
135	Central City	NE3112102	3,039	New wells and rehabbing existing wells; Rehab and painting water storage tanks; replacement of water mains; and Replacement of water meters.	\$ 2,650,000
60	Ceresco	NE3115503	919	New wells; water main replacement; modifications to water treatment plant; and water meter replacement.	\$ 1,750,000
15	Chadron	NE3104507	5,206	New and replacement water mains; replacement of lead service lines; and new and replacement water meters.	\$ 5,500,000
60	Chambers	NE3108901	288	Rehab existing wells and replacement of water mains.	\$ 1,400,000
15	Chapman	NE3120819	260	Painting of water tower; remove and replace water mains, fire hydrants, and valves; and replacement of failing and outdated meters.	\$ 390,000
130	Chappell	NE3104901	844	Rehab wells, replace and extend water mains, and replace water meters.	\$ 2,150,000
45	Chester	NE3116906	224	New Well, paint water storage tank and replacement water mains.	\$ 1,300,000
60	Cheyenne County SID #1	NE3103307	80	New and replacement water mains; replacement of lead service lines; and new and replacement of water meters.	\$ 3,908,120
120	Clarks	NE3112101	344	Water Meter Replacement.	\$ 60,000
140	Clarkson	NE3103703	614	Wells; water mains; lead service line replacement; and water meter replacements.	\$ 2,350,000
100	Clatonia	NE3106707	263	New wells.	\$ 750,000
70	Clay Center	NE3105306	735	Well work and water main work.	\$ 1,400,000
120	Clearview Utilities Corp.	NE3120029	115	Extend water main to connect to the City of Kearney.	\$ 1,500,000
60	Clearwater	NE3100308	320	Water main replacement and new chlorine treatment equipment to water treatment system.	\$ 105,000
120	Cody	NE3103101	168	New wells; water meters replacement; and replacement of outdated fire hydrants.	\$ 410,000
135	Coleridge	NE3102706	537	New wells; painting of water storage tank; replacement of water mains; and replacement of lead service lines.	\$ 1,260,000
120	Columbus	NE3114110	24,028	Replace LSL - National Needs Survey. - SFY LSLR Funding List 2024	\$ 3,566,991
15	Comstock	NE3104110	68	Rehab wells; lead service line replacement; and water meters replacement.	\$ 285,000
100	Concord	NE3106706	126	Well work; painting of water storage tank; and water main work.	\$ 1,125,000
40	Cook	NE3109701	319	New water storage tank; replacement of water mains; and replacement of lead service lines.	\$ 725,000
60	Cozad	NE3104701	3,988	Water mains replacement and extension; lead service lines replacement; water meters replacement; and water capacity study.	\$ 5,275,000
120	Craig	NE3102105	202	New water storage tank; replacement of water mains; connect water treatment to RWS; and replacement of water meters.	\$ 3,000,000
50	Crawford	NE3104505	840	Water mains, water meter replacement, and pump station work.	\$ 2,330,000

Priority Points	Location	PWS Number	US Census 2020 Est. Pop.	Project Description	Project Est. Cost
145	Creighton	NE3110705	1,147	Water storage painting, new water mains, modification of water treatment and replacement water meters.	\$ 1,650,000
130	Creston	NE3114114	181	New well; New/Replace water mains; Replace meters. - SFY 2024	\$ 1,400,000
45	Crete	NE3115104	7,099	A new well, new water storage tank, replacement of water mains, and expansion or new WWTF.	\$ 9,100,000
90	Crofton	NE3110704	756	Rehab of the water storage tank and replacement of older meters.	\$ 290,000
55	Crookston	NE3103102	71	Install valves on water mains, replace water service meters and install a VFD.	\$ 350,000
135	Culbertson	NE3108702	534	Rehabilitation of testing of well.	\$ 50,000
135	Cuming Cnty RWD 1	NE3102522	1,869	Decommission old well; Improve water quality. - SFY 2024	\$ 100,000
30	Curtis	NE3106302	806	Rehab well, new water storage tank, new and rehabilitation of water mains, rehab of pump station and replacement of water meters.	\$ 3,520,000
60	Dakota City	NE3104301	2,081	New well with transmission main; Standby generator. - SFY Funding List 2024	\$ 943,100
60	Dakota Cnty Rural Water	NE3120302	2,001	Water main extension; New booster station and standpipe. - SFY 2024	\$ 3,400,000
15	Dalton	NE3103305	284	Rehab of wells and replacement of water mains.	\$ 300,000
135	Danbury	NE3114501	80	New wells; rehab and painting of water storage tank; new and replacement water mains; and new water meters.	\$ 1,690,000
60	Dannebrog	NE3109303	273	Need new wells, water storage tank, water mains, and water meters.	\$ 1,500,000
15	Davenport	NE3116908	319	Rehab wellhead; Replace well. - SFY 2024	\$ 100,000
155	Davey	NE3110911	135	Construction of a new well and a new water storage tank.	\$ 750,000
160	David City	NE3102301	2,995	New well construction, painting of water storage tank, replacement of water mains and water treatment plant modification.	\$ 28,400,000
90	Dawes Cnty RWD 1	NE3104502	59	Replacement of water mains and improvements to pump station.	\$ 3,575,000
15	Daykin	NE3109506	153	Replacement of aged water mains.	\$ 100,000
15	Decatur	NE3102104	410	Rehab treatment filters. - SFY 2023; Replace wells and water meters, Rehab WTP. - SFY 2022	\$ 230,000
130	Denton	NE3110913	189	Rehabilitation of well and water storage tank, replacement of water mains, modifications to WTP and replacement of water meters.	\$ 500,000
60	Deshler	NE3116902	752	Replace water mains. - SFY 2024	\$ 2,000,000
60	DeWeese	NE3120030	42	Replace mains. - SFY 2021	\$ 50,000
15	DeWitt	NE3115101	530	Water main replacement.	\$ 150,000
90	Diller	NE3109505	247	New backup well, meters, and emergency generator; Replace meters. - SFY 2024	\$ 610,000
45	Dixon	NE3105102	77	New well and water meters. - SFY 2024	\$ 350,000

Priority Points	Location	PWS Number	US Census 2020 Est. Pop.	Project Description	Project Est. Cost
100	Dodge	NE3105307	611	New well field and transmission main to replace existing water supply. Replacement of water storage tank and water mains. Replacement of lead service lines and modification to WTP.	\$ 7,600,000
15	Doniphan	NE3107905	809	Water main replacement.	\$ 120,000
100	Dorchester	NE3115103	610	Construction of a new well and replacement of water mains.	\$ 5,610,900
50	DuBois	NE3113301	122	Water Storage tank work; water meter upgrades to auto meter reading.	\$ 517,000
155	Duncan	NE3114113	392	Construction of a new water storage tank and replacement of water mains.	\$ 1,500,000
55	Dunning	NE3100901	80	Rehab of water storage tank and replacement of water mains, LSLs and water meters.	\$ 665,000
150	Dwight	NE3102303	229	New well, replacement of water mains, new WTP and replacement of water meters.	\$ 1,380,000
100	Eagle	NE3102510	1,065	New wells, new water storage tank and extension of water mains.	\$ 11,594,000
145	Edgar	NE3103505	428	Replacement of water mains.	\$ 500,000
60	Edison	NE3106503	111	New wells; new and replacement water mains.	\$ 2,160,000
15	Elgin	NE3100307	717	Construction of a new well and replacement of water meters.	\$ 780,000
145	Elm Creek	NE3101908	979	New well, water mains, and water meters.	\$ 2,600,000
160	Elmwood	NE3102516	654	Water Treatment Plant improvements, new well, replacement water mains and new/replacement water meters.	\$ 5,745,000
90	Elsie	NE3113504	102	Well rehab.	\$ 30,000
25	Elwood	NE3107308	658	Construction of new well pump house and replacement of water mains. New water meters.	\$ 1,075,000
60	Emerson	NE3104305	840	Painting of water storage tank, replacement of water mains, upgrading of WTP and replacement of water meters.	\$ 4,500,000
15	Ewing	NE3108902	373	Install new water mains.	\$ 260,000
15	Exeter	NE3105906	523	Painting of water storage tank and replacement of water mains.	\$ 700,000
135	Fairbury	NE3109507	3,970	Media/membrane filtration at Crystal Springs, high service pumping station, distribution system improvements and tank rehab.	\$ 22,850,000
15	Fairfield	NE3103503	330	Replace water mains.	\$ 175,000
100	Fairmont	NE3105902	592	WTP to address Manganese; Water main replacements.	\$ 3,800,000
120	Falls City	NE3114705	4,133	Replacement of water mains and LSLs. Upgrade of SCADA system.	\$ 2,750,000
15	Farnam	NE3104703	182	Well rehab and pump house.	\$ 30,000
60	Farwell	NE3103902	138	Replacement of water mains, rehab and painting or water storage tank and upgrade to well.	\$ 1,480,000
145	Firth	NE3110912	649	New well, replace water mains, and construct a new water treatment facility due to elevated nitrates.	\$ 1,850,000
130	Fort Calhoun	NE3117907	1,108	New water storage tank, and a water main system replacement project.	\$ 3,175,000
15	Franklin	NE3106104	941	Rehab wells, and replace water mains and water meters.	\$ 1,500,000

Priority Points	Location	PWS Number	US Census 2020 Est. Pop.	Project Description	Project Est. Cost
120	Fremont	NE3105312	27,141	Well work including treatment, well field and new well and lead line replacement.	\$ 17,000,000
135	Friend	NE3115102	954	Replace mains. - SFY 2021	\$ 150,000
160	Fullerton	NE3112503	1,244	New wells and water treatment, new water mains and looping, and replace LSLs.	\$ 9,050,000
60	Funk	NE3113701	175	Replace well. - SFY 2021	\$ 250,000
25	Garland	NE3115901	210	Replace water mains, and new improvements to the water treatment system.	\$ 455,000
60	Geneva	NE3105905	2,136	New well, and replacement of water mains.	\$ 1,500,000
135	Genoa	NE3112502	894	New wells, rehab and paint water storage tank, replace water mains and LSL.	\$ 825,000
120	Gering	NE3115717	8,564	Rehab wells, new water storage tank, and replace water mains, LSL, and water meters.	\$ 2,165,000
115	Gibbon	NE3101907	1,878	New wellfield due to Manganese, water mains to accommodate for water quality issues, new and replacement of water meters, and replace LSL.	\$ 11,000,000
100	Giltner	NE3108103	406	Extension of new water mains and water treatment plan for manganese issue, and rehab of wells and water storage tank.	\$ 3,193,500
15	Glenvil	NE3103504	260	New/Replace main valves. - SFY 2024	\$ 50,000
85	Goehner	NE3115902	181	Install chemical feed system to reduce water quality issues, new water meters, and treatment to remove iron and manganese concerns.	\$ 3,630,000
25	Gordon	NE3116104	1,504	Well improvements, LSL replacements, and installation and replacement of water meters.	\$ 2,525,000
120	Gothenburg	NE3104702	3,478	New well, water mains, and meters. Replace water mains and LSL.	\$ 6,000,000
15	Grafton	NE3015904	106	Water main valve replacement.	\$ 100,000
120	Grand Island	NE3107902	53,131	Water main improvements, LSL replacement, improvements to the pump station and water treatment system.	\$ 18,637,000
140	Grant	NE3113503	1,197	Replace main. - SFY 2024	\$ 3,725,000
10	Greeley	NE3107701	402	Rehab water storage tank and install new water mains.	\$ 80,000
135	Greenwood	NE3102517	595	New wells and water main improvements.	\$ 900,000
85	Gresham	NE3118702	219	Water main replacement, long planning for water treatment, and well repairs.	\$ 1,970,000
135	Gretna	NE3115303	5,083	Water main replacement and expand water distribution system within a developing area to provide system redundancy.	\$ 10,350,000
55	Guide Rock	NE3120358	199	Water main replacement.	\$ 150,000
115	Haigler	NE3105702	145	Replace water distribution mains and water meters, and rehab well site and water treatment system.	\$ 357,500
70	Hallam	NE3110922	268	Replace well, water mains, and water meters. Paint water tower.	\$ 1,175,000
155	Hampton	NE3108102	432	Interconnect with the City of Aurora to address Nitrate, install water main improvements, replace LSL, and add a generator and control system.	\$ 6,552,000

Priority Points	Location	PWS Number	US Census 2020 Est. Pop.	Project Description	Project Est. Cost
15	Harbine	NE3109510	56	Install fencing and security for wells.	\$ 50,000
90	Hardy	NE3112902	97	Water mains replacement and water meters replacement.	\$ 450,000
60	Harrisburg	NE3120954	99	Rehab wells and water meters replacement.	\$ 15,000
145	Harrison	NE3116501	239	Replace water mains, valves, and hydrants. - SFY 2024	\$ 385,000
135	Hartington	NE3102702	1,517	Install well and water main improvements, and repaint the water storage tank.	\$ 1,350,000
135	Hastings	NE3100101	25,152	Water main and LSL replacement; install well, pump house and meter improvements; and modify water treatment system.	\$ 8,856,500
70	Hay Springs	NE3116102	599	New well; Rehab water storage tank and water mains; Replace meters. - SFY 2024	\$ 900,000
120	Hayes Center	NE3108502	224	Replacement water meters.	\$ 30,000
135	Hebron	NE3116901	1,458	New well, rehab and repaint water storage tank, improvements to water mains, and LSL and water meter replacements.	\$ 2,150,000
120	Hemingford	NE3101303	787	Install well and water main improvements, and upgrade water meters.	\$ 1,019,000
15	Henderson	NE3118701	1,080	Loop and replace mains, and install standby power.	\$ 110,000
15	Henry	NE3115706	125	Sample stations. - SFY 2024	\$ 10,000
90	Hershey	NE3111101	649	Replace mains. - SFY 2024	\$ 125,000
130	Hickman	NE3110917	2,607	New well, water tower, and booster pump station, and install water main improvements.	\$ 11,745,000
145	Hildreth	NE3106105	377	New well and water main replacement.	\$ 800,000
15	Holbrook	NE3120042	201	Upgrade water meters.	\$ 125,000
135	Holdrege	NE3113705	5,515	New wells, water mains, and meters; improvements to water mains, and replacement of LSL.	\$ 5,900,000
60	Holstein	NE3100103	191	Looping water mains, and replacing LSL.	\$ 100,000
60	Homer	NE3104304	532	Replace and loop water mains.	\$ 750,000
60	Hooper	NE3105310	857	Replace water mains that have had repeated breaks/leaks.	\$ 625,000
150	Hordville	NE3108104	131	New well to replace two existing wells.	\$ 945,000
80	Hoskins	NE3118101	263	Replace well, replace/loop/extend mains, and replace fire hydrants.	\$ 1,250,000
145	Howells	NE3103704	561	Replace failing well, replace some water meters with automatic read meters, loop water mains.	\$ 1,750,000
70	Hubbard	NE3104303	153	Rehab wells, new mains, mixing system for water storage tank, and new water meters.	\$ 915,000
135	Humboldt	NE3114702	800	Rehab water mains; Replace LSL. - SFY 2024	\$ 140,000
145	Humphrey	NE3114103	857	Extend water mains to annexed areas to eliminate private and non-community water systems.	\$ 1,500,000
100	Hyannis	NE3107501	165	New water storage tank, replace water mains, new water meters.	\$ 5,986,000
120	Imperial	NE3102902	2,068	New well, new water mains, and new water mains.	\$ 1,150,000
60	Indianola	NE3114506	524	Water mains replacement.	\$ 650,000

Priority Points	Location	PWS Number	US Census 2020 Est. Pop.	Project Description	Project Est. Cost
130	Jackson	NE3104302	207	Replace and extend water mains, replace water meters.	\$ 500,000
100	Jansen	NE3109509	101	Replace water mains/lead pipes.	\$ 1,500,000
135	Johnson	NE3112708	309	Rehab tank due to Coliform. - SFY 2022	\$ 65,000
175	Julian	NE3112709	46	Replacement of water mains; water treatment connection to rural water system; and new water meters.	\$ 700,000
60	Juniata	NE3100107	748	New well and pump house to replace aging wells.	\$ 875,000
60	Kearney	NE3101906	33,790	Water main extensions and improvements, LSL replacement, rehab pump station, and install and replace water meters.	\$ 39,715,000
100	Kenesaw	NE3100106	919	Rehab wells, construct new and replace existing water mains, replace lead service lines, new water treatment, and SCADA upgrades.	\$ 9,370,000
70	Kennard	NE3117906	381	Replace water mains. - SFY 2022	\$ 1,179,000
100	Kilgore	NE3103104	63	Backup well. - SFY 2021	\$ 200,000
100	Kimball	NE3110501	2,290	New well(s), new water storage tank, replace water mains, replace lead service lines, and new pump station.	\$ 12,925,000
60	Lancaster County RWD 1	NE3110909	4872	New wells, new water mains, new water treatment plant. SFY 2026	\$ 30,897,000
60	Lancaster Cnty SID #3 - Holland Village	NE3110924	165	Rehab well; New/Rehab tank. - SFY 2024	\$ 150,000
175	Laurel	NE3102705	972	New well for improved redundancy, replace and extend water mains, new pump station, and new water meters.	\$ 7,300,000
60	Lawrence	NE3112901	272	Storage tank improvements. - SFY 2023; Replace mains and meters. - SFY 2021	\$ 60,000
160	Lebanon	NE3114505	46	New well, water storage tank, water mains, and water maters; Replace water mains and water meters.	\$ 1,750,000
60	Leigh	NE3103705	435	Rehab well(s), replace and extend and/or loop water mains, replace lead service lines.	\$ 600,000
60	Lewellen	NE3120064	175	Repairs to wells, tanks, and mains. - SFY 2024	\$ 104,000
135	Lexington	NE3104708	10,348	New well to replace two existing wells with high nitrate and associated transmission main. Replace lead service lines.	\$ 2,200,000
45	Liberty	NE3106701	37	Well improvements; Repaint tank; Replace water mains and meters. - SFY 2024.	\$ 91,500
60	Lincoln	NE3110926	60	WTP Improvements; New collector well; Replace/Rehab wells; Repaint reservoirs; Replace mains and meters. - SFY 2023; Replace LSL - Nations Needs Survey. - SFY LSLR Funding List 2024	\$ 123,230,000
135	Lindsay	NE3114104	283	Replace water mains.	\$ 400,000
15	Litchfield	NE3116302	220	Replace lead service lines and replace water meters.	\$ 200,000
120	Lodgepole	NE3103304	312	Replace water main under highway.	\$ 250,000

Priority Points	Location	PWS Number	US Census 2020 Est. Pop.	Project Description	Project Est. Cost
135	Logan East Rural Water System	NE3120658	3,000	New well, water storage tank, and water mains.	\$ 3,790,000
110	Long Pine	NE3101701	305	Replace water mains and water meters.	\$ 550,000
145	Loomis	NE3113702	391	Replace well with rising nitrate concentration; Replace aging water mains; New water main and meters; Extend water mains for subdivision.	\$ 950,000
15	Louisville	NE3102512	1,319	Rehab well; New water meters. - SFY 2024	\$ 74,294
60	Loup City	NE3116303	1,053	Replace eight blocks of water main, replace valves, and replace fire hydrants.	\$ 500,000
15	Lower Big Blue NRD - Beatrice	NE3120998	126	Water meters replacement.	\$ 40,000
15	Lower Big Blue NRD - Wymore	NE3121368	856	Replace water meters.	\$ 70,000
60	Lower Republican NRD	NE3121196	200	Improvements to pump station and replacement water meters.	\$ 146,500
70	Lyman	NE3115710	259	Replace water mains with lead joints.	\$ 535,000
60	Lynch	NE3101504	194	Replace water mains.	\$ 100,000
70	Lyons	NE3102103	824	New/rehab well, replace water mains, replace lead service lines, and replace water meters.	\$ 1,575,000
60	Madison	NE3111916	2,283	Replace old mains and loop dead end mains.	\$ 150,000
80	Madrid	NE3111916	242	Replace/Loop mains. - SFY 2024	\$ 575,000
60	Malcolm	NE3110923	457	New well, replace water mains, new water treatment plant, replace water meters.	\$ 3,200,000
130	Malmo	NE3115510	94	Treatment to address PFOS and water meter improvements	\$ 14,200
15	Manley	NE3102513	167	Replace water main valves; Replace water meters.	\$ 190,000
175	Marquette	NE3108105	236	Sequestration at wells, consolidation/or water treatment plant for iron/manganese and nitrate; Replace water mains, valves, and fire hydrants.	\$ 2,030,000
200	Martinsburg	NE3105108	78	New well to blend with existing well with high uranium/nitrate. Replace leaking standpipe.	\$ 2,425,000
100	Maskell	NE3105104	58	New well; Replace water meters. - SFY 2024	\$ 120,000
10	Mason City	NE3104109	151	New and replace water mains.	\$ 100,000
70	McCook	NE3114504	7,446	Rehab all wells, replace and loop water mains, extend water mains, replace anion and cation media at water treatment plant, and other water treatment plant upgrades/replacements, replace LSLs.	\$ 26,517,000
135	McCool Junction	NE3120195	453	Replace water mains and construct fire hydrants and isolations valves; Replace water meters.	\$ 550,000
5	McLean	NE3113901	33	Extend water mains.	\$ 25,000

Priority Points	Location	PWS Number	US Census 2020 Est. Pop.	Project Description	Project Est. Cost
120	Mead	NE3115509	617	Water main needs.	\$ 5,000
60	Meadow Grove	NE3111917	287	Replace water mains.	\$ 200,000
25	Merriman	NE3103103	87	Install VFD(s) for well(s).	\$ 75,000
120	Metropolitan Utilities District of Omaha	NE3105507	600,354	New and rehab wells; New water storage tank; New and extension of water mains; Replace lead service lines; New pump station; Modify water treatment.	\$ 424,100,000
145	Milford	NE3115907	2,155	New blending station and well; New/Replace water mains; Rehab chemical feed system. - SFY Funding List 2024	\$ 6,401,800
25	Miller	NE3101903	129	Replace water meters, service lines, and hydrants.	\$ 230,000
80	Milligan	NE3105907	244	New well; Rehab water storage tank.	\$ 700,000
60	Minatare	NE3115702	715	Rehab well; Replace water mains; Rehab pump station.	\$ 120,000
90	Minden	NE3109904	3,118	New water storage tank; Replace water mains and lead service lines; Modify water treatment plant; Install VFDs on wells.	\$ 16,712,210
15	Mitchell	NE3115703	1,548	Replace lead service lines.	\$ 5,000
90	Moorefield	NE3106304	27	Replace water mains. - SFY 2021	\$ 75,000
15	Morrill	NE3115708	934	Replace water mains and water meters.	\$ 610,000
70	Morse Bluff	NE3115507	117	Replace water mains.	\$ 250,000
80	Mullen	NE3109101	500	Rehab well(s); Paint water storage tank; Replace water mains; New pump station. Low water pressure in northwest part of town.	\$ 1,750,000
60	Murdock	NE3102511	270	Replace water mains and meters; Rehab well and tank. - SFY 2022	\$ 250,000
15	Murray	NE3102514	480	Replace water meters. - SFY 2024	\$ 15,000
160	Naponee	NE3106103	83	Rehab water storage tank; Replace water mains; Replace lead service lines; Pump station improvements.	\$ 5,020,000
90	Nebraska City	NE3113106	7,222	Upgrade wells; Replace pump; Rehab tower; Land Acquisition for Source Water Protection. - SFY 2022; Replace LSL - National Needs Survey. - SFY LSLR Funding List 2024	\$ 6,222,250
15	Nehawka	NE3102515	173	Replace water meters. - SFY 2024	\$ 5,000
60	Neligh	NE3100305	1,536	Replace water mains; Extend water mains to annexed areas.	\$ 2,000,000
30	Nelson	NE3112903	456	Replace water mains (to meet demand), LSL, and water meters. - SFY 2024	\$ 100,000
135	Nemaha Cnty RWD 1	NE3112701	500	New well; Rehab pump station; Replace water meters. - SFY 2024	\$ 705,000
135	Nemaha Cnty RWD 2	NE3112707	1,007	Replace water meters; New well; Rehab tank.	\$ 1,100,000
135	Newcastle	NE3105105	272	Water meters.	\$ 150,000
60	Newman Grove	NE3111905	667	Replace water mains.	\$ 250,000
60	Newport	NE3114901	68	Rehab wells that are pumping sand; Paint pressure tanks; Replace water meters.	\$ 170,000

Priority Points	Location	PWS Number	US Census 2020 Est. Pop.	Project Description	Project Est. Cost
75	Niobrara	NE3110709	365	New water treatment plant for manganese; Replace water meters.	\$ 1,150,000
30	Norfolk	NE3111910	24,955	Construct additional collector well; Construct additional storage tank; Replace transfer and high service pumps; Install additional high service pump; Add redundant piping to the West Water Treatment Plant.	\$ 14,800,000
60	North Bend	NE3105305	1,279	New/rehab well(s); Rehab clearwell; Extend water mains; Modify water treatment plant.	\$ 1,450,000
15	North Loup	NE3117502	254	Replace water mains and water meters; Relocate master meter pit.	\$ 275,000
120	North Platte	NE3111106	23,390	Replace LSL - National Needs Survey; Water main replacement. - SFY LSLR Funding List 2024	\$ 10,000,000
60	Oakdale	NE3100302	276	Replace water mains.	\$ 150,000
90	Oakland	NE3102101	1,369	New well; New water storage tank; New/extend water mains; New water treatment plant; Replace water meters.	\$ 9,200,000
60	Oconto	NE3104107	138	Rehab well; Paint elevated storage tank; Replace fire hydrants and valves.	\$ 105,000
60	Odell	NE3106708	260	Rehab water storage tank; Replace water mains.	\$ 350,000
60	Ogallala	NE3110102	4,878	Paint two water tanks; Replace lead service lines; Replace water meters.	\$ 1,182,080
80	Ohiowa	NE3105908	120	New well; Replace water meters.	\$ 430,000
120	O'Neill	NE3108904	3,581	Replace water mains and meters; Rehab well. - SFY 2023; SFY Funding List 2024	\$ 1,365,000
135	Ong	NE3103508	49	Replace water mains and lead service lines.	\$ 20,000
60	Ord	NE3117501	2,113	Replace water mains.	\$ 500,000
90	Orleans	NE3108306	341	Rehab well(s); Replace water mains.	\$ 130,000
145	Osceola	NE3114302	875	New/rehab well(s) and pump house; Replace standpipe; Replace and extend water mains.	\$ 2,050,000
15	Oshkosh	NE3106901	809	Replace water mains.	\$ 50,000
145	Osmond	NE3113903	794	New water storage tank to replace undersized tank with inadequate storage; Loop dead end mains.	\$ 2,150,000
90	Otoe	NE3113108	161	Replace water mains; Replace water meters.	\$ 450,000
90	Otoe Cnty RWD 1	NE3113109	714	Replace water meters; Upgrade booster pump station and pumps; Rehab water mains and tower. - SFY 2024	\$ 4,089,000
135	Otoe Cnty RWD 3	NE3113103	2,500	Siting of a new Wellfield, replace water mains and water meters, and construct improvements to the pump station.	\$ 866,000
120	Overton	NE3104710	607	Replace 15 blocks of water mains; Paint water tower interior and exterior; Replace water tower vent; Install SCADA controls.	\$ 900,000
175	Oxford	NE3106502	718	Construct new well to replace aging infrastructure/nitrate levels; Replace aging and dead end mains; Construct new water storage tank; Replace lead service lines; Replace water meters.	\$ 4,295,000

Priority Points	Location	PWS Number	US Census 2020 Est. Pop.	Project Description	Project Est. Cost
90	Palisade	NE3120023	294	Rehab South Well #2 and North Well #1. Construct shelter/building for submersible well control panel.	\$ 65,000
25	Palmer	NE3112103	439	Replace approximately 450 water meters; Install new VFD at well; Replace curb stops and meter pits; Replace chlorinators on wells; Replace lead service lines.	\$ 610,000
100	Panama	NE3110908	235	Replace existing well, paint interior and exterior of water tower; Replace water mains; Replace water meters.	\$ 800,000
60	Papillion	NE3115313	24,159	New/Repaint tower; Replace treatment system; Rehab/Replace booster stations; Replace water mains. - SFY 2024	\$ 20,585,000
30	Pawnee City	NE3113305	865	Rehab well and storage tank; Replace mains and LSLs; New well and meters. - SFY 2024	\$ 916,296
60	Pawnee Cnty RWD 1	NE3113304	1,500	New water storage tank, replace water mains, and improvements to the pump station.	\$ 3,643,625
135	Paxton	NE3110101	516	Replace water mains.	\$ 250,000
145	Pender	NE3117308	1,115	New well; Replace mains and meters; Rehab water storage tanks. - SFY 2024	\$ 2,700,000
70	Peru	NE3112705	648	Rehab/paint water storage tank; Replace water mains; Install new and replace existing water meters.	\$ 1,000,000
70	Petersburg	NE3101104	332	Construct new well to replace aging wells; Replace/loop water mains.	\$ 600,000
185	Phillips	NE3108106	320	Replace water mains; Construct new water treatment plant to address uranium or interconnect with PWS; New SCADA system.	\$ 3,750,000
60	Pickrell	NE3106711	186	Backup generator; New water mains. - SFY 2024	\$ 150,000
15	Pierce	NE3113904	1,845	Replace water mains; Rehab well. - SFY 2024	\$ 85,000
60	Pilger	NE3116701	240	Loop four blocks of water mains; Replace water meters.	\$ 250,000
190	Plainview	NE3113902	1,282	New wells and transmission main to address nitrate; Replace water mains and valves; Replace water meters.	\$ 6,220,000
60	Platte Alliance Water Supply	-		Install new water mains, pump station, water treatment system, and water meters.	\$ 275,000,000
135	Platte Center	NE3114101	333	Replace water mains.	\$ 150,000
60	Plattsmouth	NE3102501	6,544	Replace water mains and meters. - SFY 2022	\$ 18,323,500
15	Pleasant Dale	NE3115906	218	Auxiliary solar power for well; Storage tank painting; Replace lead service lines.	\$ 170,000
70	Pleasanton	NE3101909	361	New well and pump house; Storage tank painting; Replace water mains.	\$ 775,000
90	Plymouth	NE3109503	364	New storage tank; Replace water mains.	\$ 2,000,000
65	Polk	NE3114301	346	Replace water mains; New water treatment plant.	\$ 1,475,000
165	Ponca	NE3105106	907	New well; New storage tank; New/replace water mains; Replace lead service lines; New pump station; Replace water meters.	\$ 4,175,000
15	Potter	NE3103302	342	Replace water mains.	\$ 250,000

Priority Points	Location	PWS Number	US Census 2020 Est. Pop.	Project Description	Project Est. Cost
160	Prague	NE3115501	291	New well; Water main replacement and extension; New water treatment plant; Replacement water meters.	\$ 13,270,000
25	Primrose	NE3101103	55	Well generator, upgrade water meters to radio read. SFY 2026	\$ 100,000
15	Ragan	NE3108305	22	Replace water meters and other improvements to the water treatment system.	\$ 60,000
60	Randolph	NE3102709	879	Replace water mains.	\$ 650,000
15	Ravenna	NE3101911	1,441	Replace water mains; Replace lead service lines; Replace water meters.	\$ 580,000
15	Raymond	NE3110907	159	Replace water mains.	\$ 150,000
60	Red Cloud	NE3118301	962	Rehab well; Replace water mains; Radios for water meters.	\$ 779,000
70	Republican City	NE3108304	134	Well pump house; Water main extension; Replace water meters.	\$ 810,000
15	Riverdale	NE3120710	247	Replace water mains; Replace water meters.	\$ 242,000
130	Riverton	NE3106101	57	Interconnect with RWD; Rehab water storage tanks and water meters. - SFY 2024	\$ 1,380,000
100	Rockville	NE3120818	89	Well back-up power; Replace water meters.	\$ 125,000
15	Rosalie	NE3117307	159	Storage tank painting/rehab.	\$ 190,000
90	Roseland	NE3130003	263	New well, replace water mains and water meters.	\$ 1,500,000
70	Rushville	NE3116101	816	Replace water mains; Replace water meters and radio read.	\$ 1,300,000
145	Ruskin	NE3112905	105	Rehab wells; Replace water mains.	\$ 200,000
70	Sargent	NE3104101	500	Replace water main.	\$ 1,000,000
60	Sarpy Cnty SID #38-Highland Estates	NE3120157	230	Replace Water Mains and New Meters	\$ 2,339,200
120	Sarpy Cnty SID #79 - Meadow Oaks	NE3115302	300	Replace well. - SFY 2021	\$ 800,000
15	Saunders Cnty SID #8 - Woodcliff Lake	NE3120483	925	Rehab/Repaint tower; Rehab wellhouses; Replace VFDs. - SFY 2024	\$ 120,000
120	Schuyler	NE3103701	6,547	New wells; Rehab storage tank; Replace water mains; Replace lead service lines.	\$ 3,911,300
15	Scotia	NE3107703	301	Rehab well; Replace water mains; Replace water meters.	\$ 225,000
135	Scottsbluff	NE3115716	14,436	Storage tank painting; Replace water mains; Replace lead service lines; Pump station improvements.	\$ 1,255,000
135	Scottsbluff Cnty SID #10 - Wildcat Hills	NE3120305	150	New treatment filter; Install controls and water pumping station; Rehab/Replace main; Rehab well. - SFY 2024	\$ 800,000
45	Scribner	NE3105302	543	Replace water mains; Replace lead service lines; Water treatment plant modifications; Replace water meters and remote read.	\$ 720,000

Priority Points	Location	PWS Number	US Census 2020 Est. Pop.	Project Description	Project Est. Cost
135	Seward	NE3115905	7,643	New tower and wells; Extend water mains. - SFY 2023; Replace tower, mains, and meters; Rehab well. - SFY 2022; SFY Funding List 2024	\$ 3,500,000
15	Shelby	NE3114304	710	New/replace water mains.	\$ 75,000
15	Shelton	NE3101910	1,034	Replace water mains; Replace lead service lines.	\$ 545,000
145	Shickley	NE3105909	347	Water mains; New water meters.	\$ 650,000
130	Shubert	NE3114709	163	Storage tank rehab/painting; Pump station improvements; Water meter replacements.	\$ 80,000
135	Sidney	NE3103303	6,410	Rehab wells.	\$ 60,000
85	Silver Creek	NE3112104	320	New well; New water main and extension; New pump station.	\$ 1,200,000
130	Smithfield	NE3107313	60	New wells; replace water meters.	\$ 500,000
150	Snyder	NE3105303	254	New well(s) due to PFAS; New water main extension.	\$ 1,600,000
90	South Sioux City	NE3104309	14,043	New wells; Rehab storage tank; Replace water mains; New/modify water treatment plan; Replace water meters.	\$ 84,300,000
120	Spalding	NE3107702	408	Rehab well; Replace water mains; Replace water meters.	\$ 540,000
15	Spencer	NE3101507	408	Replace water mains; Water meters.	\$ 500,000
100	Sprague	NE3110904	136	New well, rehab well and well pumphouse; Replace water mains.	\$ 1,200,000
15	Springfield	NE3115301	1,501	Replace water mains.	\$ 365,000
130	St. Edward	NE3101105	725	New well; New storage tank; Replace water mains; Replace lead service lines; New water meters.	\$ 4,150,000
15	St. Helena	NE3120175	89	Repair/replace water main valves/fire hydrants.	\$ 15,000
60	St. Paul	NE3109306	2,416	Rehab well; Replace water mains and extension; Replace lead service lines; Water treatment equipment; Replace water meters.	\$ 793,000
90	Stamford	NE3108301	158	Replace water mains; Replace water meters.	\$ 575,000
60	Stanton	NE3116702	1,520	New wells.	\$ 1,100,000
60	Stanton Cnty SID #1 - Woodland Park	NE3120155	1,866	Well; Storage tank; Water mains; Water meters.	\$ 2,445,000
100	Staplehurst	NE3115914	236	Well; Storage tank; Water mains; Replace lead service lines; Water Meters.	\$ 2,015,000
15	Stapleton	NE3111301	267	Backup power. - SFY 2024	\$ 50,000
175	Steele City	NE3109502	44	Sourcing water from nearby municipality to mitigate Nitrates; Rehab pump station bldg.; Install pressure tank. - SFY 2024	\$ 1,075,000
15	Steinauer	NE3113307	59	Replace LSL.	\$ 69,000
80	Sterling	NE3109706	480	New wells; New/Replace water mains.	\$ 1,050,000
10	Stockville	NE3106305	25	Rehab wells; New water storage tank; Replace water mains.	\$ 195,000
160	Stratton	NE3108701	310	Replace water mains; replace water meters.	\$ 1,175,000
135	Stromsburg	NE3114303	1,143	Rehab well; Replace/new water mains; Water treatment modification; Replace water meters.	\$ 577,000

Priority Points	Location	PWS Number	US Census 2020 Est. Pop.	Project Description	Project Est. Cost
150	Stuart	NE3108906	486	New well; New storage tank; New/replace/extend water mains; Replace lead service lines.	\$ 2,900,000
15	Sumner	NE3120220	252	Rehab well; Rehab storage tank; Replace water meters.	\$ 145,000
145	Superior	NE3112904	1,825	Storage tank painting; New water treatment plant; Replace water meters.	\$ 5,474,117
145	Sutton	NE3103507	1,447	Storage tank painting; Replace water mains; Replace lead service lines; New water meters.	\$ 2,600,000
145	Swanton	NE3115106	82	Replace water mains.	\$ 150,000
145	Syracuse	NE3113104	1,941	New storage tank; Replace water mains; Replace water meters.	\$ 3,328,000
60	Table Rock	NE3113308	233	Replace water mains.	\$ 125,000
100	Talmage	NE3113102	198	Water storage tank; Water mains; Water meters.	\$ 3,650,000
15	Tecumseh	NE3109705	1,694	Well generator.	\$ 80,000
135	Tekamah	NE3102102	1,714	New/replace water mains; New well.	\$ 750,000
15	Terrytown	NE3115701	1,057	Replace water mains.	\$ 200,000
60	Tilden	NE3100301	992	New well; New/replace water main.	\$ 950,000
15	Tobias	NE3115108	114	Replace water mains.	\$ 125,000
15	Trenton	NE3108503	516	Replace water mains.	\$ 25,000
30	Trumbull	NE3100108	194	Painting of water storage tank and new and replacement water meters.	\$ 90,000
100	Uehling	NE3105304	241	Rehab and painting of water storage tank; Replace water mains.	\$ 2,550,000
60	Unadilla	NE3113101	296	Replace mains. - SFY 2024	\$ 400,000
175	Union	NE3102505	195	New and rehabilitation of wells, replace water mains, improvement to pump station and modification of mixing station in treatment plant.	\$ 2,800,000
15	Upland	NE3106102	125	Replace water mains.	\$ 75,000
60	Utica	NE3115913	840	Replace water mains and meters. - SFY 2024	\$ 120,000
130	Valentine	NE3103106	2,633	New well due to PFAS; New/replace water mains; Replace lead service lines; New/replace water meters	\$ 3,660,000
70	Valley	NE3105518	3,037	Upgrade WTP. - SFY 2022	\$ 7,935,020
15	Valparaiso	NE3115511	595	Rehab storage tank; Replace water mains; Replace lead service lines.	\$ 270,000
130	Verdel	NE3110712	38	Replace water mains; New backup well. - SFY 2024	\$ 378,000
25	Verdigre	NE3110713	554	Water mains; Replace lead service line; Water meters.	\$ 905,000
135	Verdon	NE3114708	164	Water storage tank painting, containment & blasting.	\$ 120,000
60	Waco	NE3118705	296	Repaint tower; Replace water mains. - SFY 2021	\$ 265,000
60	Wahoo	NE3115512	4,818	Well; Water main extension; Water meters.	\$ 7,412,500
80	Wakefield	NE3105107	1,522	Replace WTP and water meters. - SFY 2024	\$ 6,500,000
60	Wallace	NE3111112	318	Replace water meters; Repaint tower. - SFY 2024	\$ 125,000
55	Walthill	NE3117301	682	Replacement of water mains, replacement of lead service lines, new pump station, Aerator replacement & pumps at water treatment plant and automatic meter reading.	\$ 4,850,000

Priority Points	Location	PWS Number	US Census 2020 Est. Pop.	Project Description	Project Est. Cost
15	Washington Cnty RWD 1	NE3120004	1,942	Extend water mains. - SFY 2024	\$ 6,000
90	Waterloo	NE3105517	935	Replace water mains; Replace lead service lines.	\$ 300,000
115	Wauneta	NE3102901	549	New/rehab well; Replace water mains.	\$ 250,000
15	Wausa	NE3110711	592	Water mains; Water meters.	\$ 300,000
135	Waverly	NE3110905	4,279	New/Rehab wells; New/Replace water mains; Replace water meters.	\$ 3,610,000
120	Wayne	NE3118104	5,973	New well; Storage tank painting; Water mains; Replace lead service lines; Pump station controls; Water meters.	\$ 3,850,000
155	Weeping Water	NE3102506	1,029	New well to address Nitrate; Replace water main; New pump station.	\$ 4,653,000
60	West Knox RWD	NE3120348	565	New wells and pump house and replacement of water meters.	\$ 1,400,000
105	West Point	NE3103904	3,500	Well generator, Replacement Water Mains, and new roof on water treatment plant.	\$ 825,000
15	Western	NE3115107	227	Replace water mains.	\$ 150,000
15	Western NE Joint Water Board	NE3121302	1,318	Rehab wells; pump station improvements.	\$ 160,000
130	Whitney	NE3104501	62	Replace water mains; Replace water meters.	\$ 599,000
135	Wilber	NE3115105	1,937	New well, pump house, water main/extension, and water treatment.	\$ 2,000,000
90	Wilcox	NE3109901	330	New well.	\$ 550,000
130	Wilsonville	NE3106501	75	New wells; Paint water storage tank; New/Replace water mains; meters.	\$ 1,352,000
120	Winnebago	NE3117302	916	Replace water meters. - SFY 2023; Replace water mains and meters. - SFY 2022	\$ 61,600
25	Winnetoon	NE3110714	54	Replace water mains.	\$ 50,000
90	Winside	NE3118105	379	New well; Paint storage tank; Replace water mains; Modify water treatment plant; Radio reads for water meters.	\$ 1,975,000
180	Wisner	NE3103903	1,239	Well pump house; Water main looping and extension; Lead service lines; New water treatment plant.	\$ 6,350,000
80	Wolbach	NE3107704	224	Well; New storage tank; New/replace water mains; Replace lead service lines; Water meters.	\$ 925,000
120	Wood Lake	NE3103105	46	Rehab wells; Replace water mains.	\$ 100,000
60	Wood River	NE3107901	1,172	New well; New water mains.	\$ 1,205,000
60	Wymore	NE3106710	1,377	Replace water mains and extension; Water meters.	\$ 806,394
145	Wynot	NE3102708	216	Well; Water mains; Water treatment; Water meters.	\$ 765,000
120	York	NE3118706	8,066	Replace water mains.	\$ 4,000,000
60	Yutan	NE3115515	1,347	New well; Replace water mains.	\$ 1,350,000
Total Estimated Costs					\$ 1,922,515,059

- Note: See [Appendix I](#) for Acronyms.

APPENDIX B3**DWSRF LSL PROJECT PRIORITY PLANNING LIST – ALPHABETICAL ORDER**

Priority Points	Community	PWS Number	US Census 2020 Est. Pop.	Project Description	Project Est. Cost
15	Ainsworth	NE3101702	1,616	Replace LSL	\$ 862,500
15	Albion	NE3101102	1,699	Replace LSL	\$ 100,000
35	Alexandria	NE3116910	148	Replace LSL	\$ 15,000
200	Allen	NE3105101	355	Replace LSL	\$ 30,000
60	Ansley	NE3104104	459	Replace LSL	\$ 25,000
60	Arapahoe	NE3106506	1,002	Replace LSL	\$ 60,000
60	Arcadia	NE3117503	283	Replace LSL	\$ 10,000
100	Auburn	NE3112703	3,470	Replace LSL	\$ 10,000
155	Aurora	NE3108101	4,678	Replace LSL	\$ 1,300,000
135	Bancroft	NE3103901	496	Replace LSL	\$ 50,000
90	Bassett	NE3114902	538	Replace LSL	\$ 1,300,000
90	Battle Creek	NE3111915	1,194	Replace LSL	\$ 50,000
60	Bayard	NE3112302	1,140	Replace LSL	\$ 50,000
15	Beaver City	NE3106505	537	Replace LSL	\$ 380,000
135	Bee	NE3115910	171	Replace LSL	\$ 10,000
70	Belden	NE3102707	113	Replace LSL	\$ 50,000
100	Belvidere	NE3116909	51	Replace LSL	\$ 50
135	Benedict	NE3118703	203	Replace LSL	\$ 25,000
120	Blair	NE3117905	7,790	Replace LSL	\$ 1,350,000
35	Bradshaw	NE3118704	273	Replace LSL	\$ 25,000
60	Brady	NE3111102	383	Replace LSL	\$ 50

Priority Points	Community	PWS Number	US Census 2020 Est. Pop.	Project Description	Project Est. Cost
45	Bridgeport	NE3112303	1,454	Replace LSL	\$ 50
80	Bruning	NE3116905	281	Replace LSL	\$ 50
60	Brunswick	NE3100309	152	Replace LSL	\$ 20,000
200	Burr	NE3113110	52	Replace LSL	\$ 25,000
70	Carroll	NE3118102	191	Replace LSL	\$ 30,000
60	Ceresco	NE3115503	919	Replace LSL	\$ 100,000
15	Chadron	NE3104507	5,206	Replace LSL	\$ 2,000,000
165	Clarkson	NE3103703	641	Replace LSL	\$ 50,000
70	Clay Center	NE3103506	735	Replace LSL	\$ 300,000
135	Coleridge	NE3102706	537	Replace LSL	\$ 50,000
15	Comstock	NE3104110	68	Replace LSL	\$ 75,000
70	Cook	NE3109701	319	Replace LSL	\$ 25,000
5	Cortland	NE3106706	504	Replace LSL	\$ 25,000
35	Cozad	NE3104701	3,988	Replace LSL	\$ 7,000,000
135	Creighton	NE3110705	1,147	Replace LSL	\$ 100,000
90	Crofton	NE3110704	756	Replace LSL	\$ 50,000
80	Curtis	NE3106302	806	Replace LSL	\$ 50,000
70	Dakota City	NE3104301	2,081	Replace LSL	\$ 500,000
100	Dannebrog	NE3109303	273	Replace LSL	\$ 200,000
155	Davey	NE3110911	135	Replace LSL	\$ 10,000
130	David City	NE3102301	2,995	Replace LSL	\$ 750,000
130	Denton	NE3110913	189	Replace LSL	\$ 25,000
100	Dodge	NE3105307	611	Replace LSL	\$ 100,000
100	Dunning	NE3100901	80	Replace LSL	\$ 30,000

Priority Points	Community	PWS Number	US Census 2020 Est. Pop.	Project Description	Project Est. Cost
15	Ewing	NE3108902	373	Replace LSL	\$ 40,000
175	Fairbury	NE3109507	3,970	Replace LSL	\$ 800,000
120	Falls City	NE3114705	4,133	Replace LSL	\$ 300,000
135	Fullerton	NE3112503	1,244	Replace LSL	\$ 1,551,660
135	Genoa	NE3112502	894	Replace LSL	\$ 25,000
135	Gering	NE3115717	8,564	Replace LSL	\$ 50
125	Gibbon	NE3101907	1,878	Replace LSL	\$ 250,000
100	Giltner	NE3108103	406	Replace LSL	\$ 50
25	Gordon	NE3116104	1,504	Replace LSL	\$ 1,200,000
60	Grand Island	NE3107902	53,131	Replace LSL	\$ 14,000,000
90	Gresham	NE3118702	219	Replace LSL	\$ 50
120	Haigler	NE3105702	145	Replace LSL	\$ 50,000
175	Hampton	NE3108102	432	Replace LSL	\$ 30,000
120	Hartington	NE3102702	1,517	Replace LSL	\$ 100,000
135	Hastings	NE3100101	25,152	Replace LSL	\$ 588,685
70	Hemingford	NE3101303	787	Replace LSL	\$ 50,000
60	Henderson	NE3118701	1,080	Replace LSL	\$ 50,000
25	Herman	NE3117908	247	Replace LSL	\$ 10,000
145	Hildreth	NE3106105	377	Replace LSL	\$ 50,000
135	Holdrege	NE3113705	5,515	Replace LSL	\$ 1,000,000
15	Holstein	NE3100103	191	Replace LSL	\$ 25,000
150	Hordville	NE3108104	131	Replace LSL	\$ 5,000
145	Howells	NE3103704	561	Replace LSL	\$ 100,000
30	Kearney	NE3101906	33,790	Replace LSL	\$ 2,000,000

Priority Points	Community	PWS Number	US Census 2020 Est. Pop.	Project Description	Project Est. Cost
100	Kimball	NE3110501	2,290	Replace LSL	\$ 125,000
175	Laurel	NE3102705	972	Replace LSL	\$ 50,000
60	Leigh	NE3103705	435	Replace LSL	\$ 50,000
135	Lexington	NE3104708	10,348	Replace LSL	\$ 1,000,000
135	Lincoln	NE3110926	291,082	Replace LSL	\$ 25,000,000
135	Lindsay	NE3114104	283	Replace LSL	\$ 50,000
70	Litchfield	NE3116302	220	Replace LSL	\$ 50,000
90	Long Pine	NE3101701	305	Replace LSL	\$ 25,000
15	Loomis	NE3113702	391	Replace LSL	\$ 25,000
60	Lyons	NE3102103	824	Replace LSL	\$ 25,000
80	Madrid	NE3111916	242	Replace LSL	\$ 225,000
175	Marquette	NE3108105	236	Replace LSL	\$ 150,000
25	Mason City	NE3104109	151	Replace LSL	\$ 200,000
155	McCook	NE3114504	7,446	Replace LSL	\$ 4,000,000
135	McCool Junction	NE3120195	453	Replace LSL	\$ 5,000
60	Metropolitan Utilities District of Omaha	NE3105507	600,354	Replace LSL	\$ 75,000,000
90	Milligan	NE3105907	244	Replace LSL	\$ 100,000
90	Minden	NE3109904	3,118	Replace LSL	\$ 266,000
120	Naponee	NE3106103	83	Replace LSL	\$ 50
145	Newcastle	NE3105105	272	Replace LSL	\$ 100,000
60	Norfolk	NE3111910	24,955	Replace LSL	\$ 100,000
120	North Platte	NE3111106	23,390	Replace LSL	\$ 15,000,000
90	Oakland	NE3102101	1,369	Replace LSL	\$ 150,000
15	Ogallala	NE3110102	4,878	Replace LSL	\$ 50,000

Priority Points	Community	PWS Number	US Census 2020 Est. Pop.	Project Description	Project Est. Cost
200	Orchard	NE3100304	363	Replace LSL	\$ 75,000
90	Orleans	NE3108306	341	Replace LSL	\$ 50,000
135	Osceola	NE3114302	875	Replace LSL	\$ 100,000
165	Osmond	NE3113903	794	Replace LSL	\$ 50,000
145	Overton	NE3104710	607	Replace LSL	\$ 120,000
175	Oxford	NE3106502	718	Replace LSL	\$ 125,000
15	Papillion	NE3115313	24,159	Replace LSL	\$ 3,000,000
15	Pilger	NE3116701	240	Replace LSL	\$ 50
100	Polk	NE3114301	346	Replace LSL	\$ 50,000
60	Randolph	NE3102709	879	Replace LSL	\$ 50,000
60	Ravenna	NE3101911	1,441	Replace LSL	\$ 100,000
60	Rising City	NE3102308	356	Replace LSL	\$ 100,000
70	Sargent	NE3104101	500	Replace LSL	\$ 100,000
120	Schuyler	NE3103701	6,547	Replace LSL	\$ 1,200,000
135	Scottsbluff	NE3115716	14,436	Replace LSL	\$ 50
15	Scribner	NE3105302	843	Replace LSL	\$ 10,000
15	Shelton	NE3101910	1,034	Replace LSL	\$ 45,000
160	Snyder	NE3105303	254	Replace LSL	\$ 120,000
70	South Sioux City	NE3104309	14,043	Replace LSL	\$ 1,500,000
100	St. Edward	NE3101105	725	Replace LSL	\$ 25,000
60	St. Paul	NE3109306	2,416	Replace LSL	\$ 200,000
100	Stamford	NE3108301	158	Replace LSL	\$ 50
90	Staplehurst	NE3115914	236	Replace LSL	\$ 15,000
15	Steinauer	NE3113307	59	Replace LSL	\$ 69,000

Priority Points	Community	PWS Number	US Census 2020 Est. Pop.	Project Description	Project Est. Cost
100	Stockville	NE3106305	25	Replace LSL	\$ 35,000
160	Stratton	NE3108701	310	Replace LSL	\$ 515,000
135	Stromsburg	NE3114303	1,143	Replace LSL	\$ 100,000
150	Stuart	NE3108906	486	Replace LSL	\$ 20,000
135	Superior	NE3112904	1,825	Replace LSL	\$ 2,000,000
145	Sutton	NE3103507	1,447	Replace LSL	\$ 450,000
100	Talmage	NE3113102	198	Replace LSL	\$ 100,000
15	Trenton	NE3108503	516	Replace LSL	\$ 670,000
70	Upland	NE3106102	125	Replace LSL	\$ 20,000
145	Valentine	NE3103106	2,633	Replace LSL	\$ 85,000
15	Valley	NE3105518	3,037	Replace LSL	\$ 250,000
70	Verdigre	NE3110713	554	Replace LSL	\$ 30,000
60	Wahoo	NE3115512	4,818	Replace LSL	\$ 1,300,000
120	Wayne	NE3118104	5,973	Replace LSL	\$ 500,000
155	Weeping Water	NE3102506	1,029	Replace LSL	\$ 1,000,000
105	West Point	NE3103904	3,500	Replace LSL	\$ 1,350,000
90	Winside	NE3118105	379	Replace LSL	\$ 50
90	Wolbach	NE3107704	224	Replace LSL	\$ 25,000
Total Estimated Costs					\$ 159,525,745

APPENDIX C

CWSRF & DWSRF INTEREST RATE AND ADMINISTRATIVE FEE SYSTEM

The Interest Rate System is developed in accordance with “Title 131 Rules and Regulations for the Wastewater Treatment Facilities and Drinking Water Construction Assistance Programs.” This system is reviewed and approved by the EQC as a part of the public participation process followed each year for the IUP.

On loans made from the proceeds of leveraged bonds, the Department will set interest rates reflective of the rates charged on the leveraged bonds. The DWEE will set the SRF market rates, using the cost of borrowing money for the CWSRF and DWSRF, recent local tax-exempt municipal issues, and costs for private borrowers as guidance.

CWSRF Interest Rate for Loans

The following interest rates will be set for CWSRF loans:

- Rates will be determined from 50 percent of the average of the 10-to-30 year Municipal Bond rates, rounded down to the nearest even ten basis point level, at the start of each quarter. There will be a split between both rate and fee, with a minimum combined range of no less than 1.5% and no more than 2.5%.
- The market rate for Planning Loans will be set at 0%;
- Project which incorporate eligible Green Project Reserve (GPR) components may receive a deduction of up to 0.50% annual interest rate depending upon the percentage of project that is GPR eligible.
 - The market rate for a CWSRF project with qualifying GPR components will be initial market rate with a possible maximum reduction of 0.50% from the percentage of total SRF fundable GPR eligible components against entire SRF fundable amount. Projects that are 100% GPR eligible will receive a total reduction of market rate of 0.50%. If a CWSRF funded project has a combination of GPR eligible items and ineligible items, a blended rate will be calculated from the percentage of each portion.

DWSRF Interest Rate

The DWSRF market rates will be set at:

- Rates will be determined from 50 percent of the average of the 10 and 30 year Municipal Bond rates, rounded down to the nearest even ten basis point level, at the start of each quarter. There will be a split between both rate and fee, with a minimum combined range of no less than 1.5% and no more than 2.5%.
- For planning, emergency and LSL Replacement projects, the market rate will be set at 0%.

Interest Rate on Loans Made for Emergency Bridge Financing

For both CWSRF and DWSRF loans made for emergency projects, as defined by Title 131, that serve as a bridge financing while a borrower awaits to receive funding from other sources, such as FEMA, will have an annual interest rate of 0% for SFY 2027 IUP. The 0% will only apply to the portion that will be covered by other funding sources.

Adjusting the Rate

The Department will review municipal bond market conditions at the end of each quarter to adjust the SRF market rates according to a policy approved by the DWEE Director. Minor changes to that policy can be made, but only at the discretion of the Director.

Median Household Income (MHI) Determination

For the CWSRF and DWSRF, MHI will be determined from a survey published by the U.S. Census Bureau. The MHI 5-year data is updated every other year. For this IUP, it is the 5-year data from 2020-2024.

The MHI for Sanitary and Improvement District (SID) projects will be from the county MHI. The MHI for Natural Resources Districts (NRDs) or Rural Water System projects will be from the averages of the MHI values reported for the counties included all or partly in the district or system.

If there is a reason to believe that the census data is not an accurate representation of the MHI within the area to be served, the reasons will be documented and the loan applicant may furnish additional information regarding such MHI. Such information will consist of reliable data from local, regional, state, or federal sources or from a survey conducted by a reliable impartial source. This survey will be valid for five years.

Administrative Fees

The Department may apply an administrative fee against outstanding principal on loans to meet the long term administrative costs of the SRF programs. An annual fee of up to 0.5% in fees may be charged against the outstanding principal on Planning Loans and an annual fee of up to 1% may be charged against the outstanding principal on all other loans.

An annual administrative fee of 0% may be applied to loans made for LSL Replacement or emergency projects as defined by Title 131, that serve as bridge financing while a borrower awaits to receive funding from other sources, such as FEMA.

These fees are not included in the loan principal. Fees will be assessed on a semi-annual basis and billed at the same time invoices for principal and interest are mailed. Fees collected in addition to principal and interest, which are not deposited as loan repayments, are considered "income received by the grantee" or "program income."

APPENDIX D

ASSESSING WASTEWATER INFRASTRUCTURE NEEDS (AWIN)

The DWEE developed the AWIN program to assist struggling municipalities in Nebraska to better afford, maintain, and operate wastewater infrastructure projects. The goal of AWIN is to use current information to provide accurate estimates of future conditions in Nebraska municipalities. This information can be used to develop sustainable projects and minimize financial burdens for struggling municipalities, while assisting municipalities to reach compliance.

AWIN examines various factors affecting municipalities, such as population change, per capita income, average age of residents and infrastructure needs, to develop a “sustainability risk” analysis. The focus of AWIN is to assist municipalities in evaluating their infrastructure needs to determine if affordable alternatives are available. AWIN will also be utilized in the prioritization of loans and grants through the CWSRF IUP. The AWIN Ranking corresponds with the Sustainability Risk. The higher the AWIN score, the higher sustainability risk a municipality is predicted to have over the next ten to twenty years.

City/Town/District	AWIN Ranking	Sustainability Risk
Abie	17	High
Adams	10	Low
Ainsworth	19	High
Albion	12	Moderate
Alda	9	Low
Alexandria	15	Moderate
Allen	11	Moderate
Alliance	3	Low
Alma	9	Low
Alvo	18	High
Ames	10	Low
Amherst	7	Low
Anoka	23	High
Anselmo	12	Moderate
Ansley	14	Moderate
Arapahoe	8	Low
Arcadia	7	Low
Archer	7	Low
Arlington	2	Low
Arnold	6	Low
Arthur	17	High
Ashland	2	Low
Ashton	17	High
Aten	9	Low
Atkinson	8	Low

City/Town/District	AWIN Ranking	Sustainability Risk
Atlanta	4	Low
Auburn	9	Low
Aurora	1	Low
Avoca	16	High
Axtell	3	Low
Ayr	11	Moderate
Bancroft	2	Low
Barada	13	Moderate
Barneston	15	Moderate
Bartlett	10	Low
Bartley	18	High
Bassett	22	High
Battle Creek	0	Low
Bayard	18	High
Bazile Mills	13	Moderate
Beatrice	11	Moderate
Beaver City	20	High
Beaver Crossing	3	Low
Bee	12	Moderate
Beemer	29	High
Belden	6	Low
Belgrade	16	High
Bellevue	5	Low
Bellwood	14	Moderate
Belmar	30	High

City/Town/District	AWIN Ranking	Sustainability Risk
Belvidere	16	High
Benedict	13	Moderate
Benkelman	20	High
Bennet	6	Low
Bennington	2	Low
Berea	13	Moderate
Bertrand	8	Low
Berwyn	9	Low
Big Springs	8	Low
Bladen	19	High
Blair	1	Low
Bloomfield	19	High
Bloomington	22	High
Blue Hill	6	Low
Blue Springs	23	High
Bow Valley	9	Low
Boys Town	16	High
Bradshaw	12	Moderate
Brady	1	Low
Brainard	6	Low
Brewster	30	High
Bridgeport	12	Moderate
Bristow	30	High
Broadwater	21	High
Brock	29	High
Broken Bow	7	Low
Brownlee	16	High
Brownville	25	High
Brule	20	High
Bruning	16	High
Bruno	18	High
Brunswick	8	Low
Burchard	20	High
Burr	17	High
Burton	19	High
Burwell	8	Low
Bushnell	25	High
Butte	19	High
Byron	32	High
Cairo	2	Low

City/Town/District	AWIN Ranking	Sustainability Risk
Callaway	7	Low
Cambridge	8	Low
Campbell	24	High
Carleton	27	High
Carroll	12	Moderate
Cedar Bluffs	9	Low
Cedar Creek	23	High
Cedar Rapids	9	Low
Center	15	Moderate
Central City	11	Moderate
Ceresco	2	Low
Chadron	12	Moderate
Chalco	2	Low
Chambers	23	High
Champion	20	High
Chapman	9	Low
Chappell	17	High
Chester	23	High
Clarks	8	Low
Clarkson	10	Low
Clatonia	3	Low
Clay Center	11	Moderate
Clearwater	8	Low
Clinton	19	High
Cody	5	Low
Coleridge	17	High
Colon	7	Low
Columbus	6	Low
Comstock	29	High
Concord	12	Moderate
Cook	4	Low
Cordova	17	High
Cornlea	8	Low
Cortland	7	Low
Cotesfield	20	High
Cowles	14	Moderate
Cozad	2	Low
Crab Orchard	27	High
Craig	18	High
Crawford	24	High

City/Town/District	AWIN Ranking	Sustainability Risk
Creighton	19	High
Creston	11	Moderate
Crete	8	Low
Crofton	8	Low
Crookston	21	High
Culbertson	2	Low
Curtis	6	Low
Cushing	8	Low
Dakota City	1	Low
Dalton	5	Low
Danbury	21	High
Dannebrog	4	Low
Davenport	15	Moderate
Davey	3	Low
David City	5	Low
Dawson	22	High
Daykin	8	Low
De Witt	14	Moderate
Decatur	26	High
Denton	4	Low
Deshler	15	Moderate
Deweese	15	Moderate
Diller	18	High
Dix	12	Moderate
Dixon	26	High
Dodge	11	Moderate
Doniphan	6	Low
Dorchester	6	Low
Douglas	13	Moderate
Du Bois	12	Moderate
Dunbar	18	High
Duncan	2	Low
Dunning	6	Low
Dwight	11	Moderate
Eagle	12	Moderate
Eddyville	9	Low
Edgar	24	High
Edison	18	High
Elba	6	Low
Elgin	15	Moderate

City/Town/District	AWIN Ranking	Sustainability Risk
Elk Creek	19	High
Elm Creek	3	Low
Elmwood	4	Low
Elsie	13	Moderate
Elwood	7	Low
Elyria	12	Moderate
Emerson	9	Low
Emmet	23	High
Enders	25	High
Endicott	4	Low
Ericson	30	High
Eustis	6	Low
Ewing	7	Low
Exeter	10	Low
Fairbury	19	High
Fairfield	18	High
Fairmont	18	High
Falls City	15	Moderate
Farnam	18	High
Farwell	14	Moderate
Filley	25	High
Firth	4	Low
Fontanelle	22	High
Fordyce	8	Low
Fort Calhoun	3	Low
Foster	18	High
Franklin	8	Low
Fremont	6	Low
Friend	12	Moderate
Fullerton	16	High
Funk	3	Low
Gandy	23	High
Garland	13	Moderate
Garrison	8	Low
Geneva	6	Low
Genoa	2	Low
Gering	1	Low
Gibbon	3	Low
Gilead	13	Moderate
Giltner	4	Low

City/Town/District	AWIN Ranking	Sustainability Risk
Glenvil	10	Low
Glenwood	1	Low
Goehner	11	Moderate
Gordon	19	High
Gothenburg	9	Low
Grafton	16	High
Grand Island	3	Low
Grant	4	Low
Greeley	8	Low
Greenwood	3	Low
Gresham	19	High
Gretna	2	Low
Gross	16	High
Guide Rock	22	High
Gurley	3	Low
Hadar	3	Low
Haigler	23	High
Hallam	3	Low
Halsey	18	High
Hamlet	17	High
Hampton	1	Low
Harbine	15	Moderate
Hardy	16	High
Harrisburg	22	High
Harrison	29	High
Hartington	10	Low
Harvard	6	Low
Hastings	3	Low
Hay Springs	35	High
Hayes Center	8	Low
Hazard	18	High
Heartwell	10	Low
Hebron	12	Moderate
Hemingford	10	Low
Henderson	11	Moderate
Hendley	23	High
Henry	19	High
Herman	8	Low
Hershey	2	Low
Hickman	1	Low

City/Town/District	AWIN Ranking	Sustainability Risk
Hildreth	6	Low
Holbrook	15	Moderate
Holdrege	2	Low
Holmesville	19	High
Holstein	18	High
Homer	3	Low
Hooper	5	Low
Hordville	6	Low
Hoskins	5	Low
Howard City	15	Moderate
Howells	13	Moderate
Hubbard	7	Low
Hubbell	21	High
Humboldt	24	High
Humphrey	4	Low
Huntley	17	High
Hyannis	18	High
Imperial	4	Low
Inavale	7	Low
Indianola	2	Low
Inglewood	12	Moderate
Inland	7	Low
Inman	13	Moderate
Ithaca	6	Low
Jackson	7	Low
Jansen	20	High
Johnson	9	Low
Johnstown	11	Moderate
Julian	16	High
Juniata	7	Low
Kearney	3	Low
Kenesaw	1	Low
Kennard	3	Low
Keystone	23	High
Kilgore	9	Low
Kimball	11	Moderate
King Lake	3	Low
La Platte	3	Low
La Vista	2	Low
Lakeview	1	Low

City/Town/District	AWIN Ranking	Sustainability Risk
Lamar	24	High
Laurel	13	Moderate
Lawrence	17	High
Lebanon	23	High
Leigh	8	Low
Lemoyne	26	High
Leshara	9	Low
Lewellen	41	High
Lewiston	14	Moderate
Lexington	6	Low
Liberty	11	Moderate
Lincoln	5	Low
Lindsay	11	Moderate
Lindy	22	High
Linwood	18	High
Lisco	29	High
Litchfield	9	Low
Lodgepole	10	Low
Long Pine	14	Moderate
Loomis	2	Low
Lorenzo	8	Low
Loretto	19	High
Lorton	15	Moderate
Louisville	6	Low
Loup City	8	Low
Lushton	16	High
Lyman	20	High
Lynch	34	High
Lyons	25	High
Macy	12	Moderate
Madison	2	Low
Madrid	19	High
Magnet	27	High
Malcolm	2	Low
Malmo	8	Low
Manley	7	Low
Marquette	18	High
Martin	28	High
Martinsburg	16	High
Maskell	12	Moderate

City/Town/District	AWIN Ranking	Sustainability Risk
Mason City	12	Moderate
Max	21	High
Maxwell	3	Low
Maywood	5	Low
McCook	5	Low
McCool Junction	5	Low
McGrew	7	Low
McLean	13	Moderate
Mead	9	Low
Meadow Grove	7	Low
Melbeta	23	High
Memphis	3	Low
Merna	7	Low
Merriman	21	High
Milford	1	Low
Miller	16	High
Milligan	10	Low
Minatare	9	Low
Minden	4	Low
Mitchell	18	High
Monowi	27	High
Monroe	5	Low
Moorefield	22	High
Morrill	14	Moderate
Morse Bluff	10	Low
Mullen	14	Moderate
Murdock	7	Low
Murray	6	Low
Naper	24	High
Naponee	18	High
Nebraska City	9	Low
Nehawka	8	Low
Neligh	6	Low
Nelson	22	High
Nemaha	26	High
Nenzel	12	Moderate
Newcastle	7	Low
Newman Grove	21	High
Newport	21	High
Nickerson	16	High

City/Town/District	AWIN Ranking	Sustainability Risk
Niobrara	20	High
Nora	20	High
Norfolk	5	Low
Norman	20	High
North Bend	6	Low
North Loup	24	High
North Platte	6	Low
Oak	14	Moderate
Oakdale	13	Moderate
Oakland	13	Moderate
Obert	20	High
Oconto	15	Moderate
Octavia	7	Low
Odell	10	Low
Odessa	3	Low
Offutt AFB	8	Low
Ogallala	7	Low
Ohiowa	12	Moderate
Omaha	6	Low
O'Neill	3	Low
Ong	17	High
Orchard	16	High
Ord	11	Moderate
Orleans	15	Moderate
Osceola	5	Low
Oshkosh	13	Moderate
Osmond	6	Low
Otoe	14	Moderate
Overland	21	High
Overton	16	High
Oxford	12	Moderate
Page	14	Moderate
Palisade	10	Low
Palmer	9	Low
Palmyra	5	Low
Panama	3	Low
Papillion	2	Low
Parks	18	High
Pawnee City	25	High
Paxton	4	Low

City/Town/District	AWIN Ranking	Sustainability Risk
Pender	11	Moderate
Peru	9	Low
Petersburg	11	Moderate
Phillips	16	High
Pickrell	11	Moderate
Pierce	4	Low
Pilger	12	Moderate
Plainview	17	High
Platte Center	10	Low
Plattsmouth	12	Moderate
Pleasant Dale	6	Low
Pleasanton	2	Low
Plymouth	13	Moderate
Polk	7	Low
Ponca	13	Moderate
Poole	7	Low
Potter	3	Low
Prague	12	Moderate
Preston	26	High
Primrose	9	Low
Prosser	15	Moderate
Raeville	12	Moderate
Ragan	16	High
Ralston	1	Low
Randolph	6	Low
Ravenna	7	Low
Raymond	8	Low
Red Cloud	24	High
Republican City	37	High
Reynolds	25	High
Richfield	7	Low
Richland	21	High
Rising City	9	Low
Riverdale	10	Low
Riverton	37	High
Roca	4	Low
Rockville	11	Moderate
Rogers	9	Low
Rosalie	15	Moderate
Roscoe	8	Low

City/Town/District	AWIN Ranking	Sustainability Risk
Roseland	5	Low
Royal	12	Moderate
Rulo	13	Moderate
Rushville	24	High
Ruskin	28	High
Salem	17	High
Santee	13	Moderate
Sarben	18	High
Sargent	20	High
Saronville	23	High
Schuyler	6	Low
Scotia	12	Moderate
Scottsbluff	8	Low
Scribner	25	High
Seneca	26	High
Seward	2	Low
Shelby	7	Low
Shelton	4	Low
Shickley	5	Low
Sholes	16	High
Shubert	19	High
Sidney	3	Low
Silver Creek	14	Moderate
Smithfield	21	High
Snyder	10	Low
South Bend	12	Moderate
South Sioux City	8	Low
Spalding	8	Low
Spencer	20	High
Sprague	4	Low
Springfield	5	Low
Springview	22	High
St. Edward	12	Moderate
St. Helena	11	Moderate
St. Libory	8	Low
St. Paul	9	Low
Stamford	16	High
Stanton	6	Low
Staplehurst	9	Low
Stapleton	11	Moderate

City/Town/District	AWIN Ranking	Sustainability Risk
Steele City	35	High
Steinauer	20	High
Stella	31	High
Sterling	12	Moderate
Stockham	13	Moderate
Stockville	26	High
Strang	12	Moderate
Stratton	25	High
Stromsburg	5	Low
Stuart	5	Low
Sumner	8	Low
Sunol	16	High
Superior	24	High
Surprise	24	High
Sutherland	5	Low
Sutton	5	Low
Swanton	15	Moderate
Syracuse	11	Moderate
Table Rock	20	High
Talmage	10	Low
Tamora	14	Moderate
Tarnov	10	Low
Taylor	15	Moderate
Tecumseh	16	High
Tekamah	13	Moderate
Terrytown	12	Moderate
Thayer	13	Moderate
Theford	9	Low
Thurston	6	Low
Tilden	15	Moderate
Tobias	15	Moderate
Trenton	13	Moderate
Trumbull	3	Low
Tryon	8	Low
Uehling	12	Moderate
Ulysses	19	High
Unadilla	2	Low
Union	11	Moderate
Upland	7	Low
Utica	3	Low

City/Town/District	AWIN Ranking	Sustainability Risk
Valentine	4	Low
Valley	6	Low
Valparaiso	1	Low
Venango	10	Low
Venice	20	High
Verdel	29	High
Verdigre	18	High
Verdon	23	High
Virginia	20	High
Waco	11	Moderate
Wahoo	1	Low
Wakefield	11	Moderate
Wallace	2	Low
Walthill	12	Moderate
Walton	18	High
Wann	14	Moderate
Washington	6	Low
Waterbury	16	High
Waterloo	6	Low
Wauneta	22	High
Wausa	10	Low
Waverly	1	Low
Wayne	18	High
Weeping Water	5	Low
Wellfleet	13	Moderate

City/Town/District	AWIN Ranking	Sustainability Risk
West Point	5	Low
Western	24	High
Westerville	7	Low
Weston	7	Low
White Clay	14	Moderate
Whitney	17	High
Wilber	3	Low
Wilcox	2	Low
Willow Island	12	Moderate
Wilsonville	34	High
Winnebago	9	Low
Winnetoon	21	High
Winside	14	Moderate
Winslow	6	Low
Wisner	18	High
Wolbach	10	Low
Wood Lake	31	High
Wood River	5	Low
Woodland Hills	8	Low
Woodland Park	1	Low
Wymore	23	High
Wynot	30	High
Yankee Hill	8	Low
York	2	Low
Yutan	1	Low

APPENDIX E

CWSRF AND DWSRF FORGIVENESS ALLOCATION PROCEDURE

All forgiveness awards are dependent on availability of funds. Additional subsidization provided by the FFY 2026 and 2027 SRF Capitalization Grants will be distributed to eligible loan recipients through this long-standing process. References to eligible entities below must also require that they be a political subdivision in the State of Nebraska per statute.

The CWSRF and DWSRF MHI will be determined from five-year estimates published by the U.S. Census Bureau (<http://www.census.gov/acs/www/>). The State MHI as reported in the 2020-2024 five-year estimates is \$71,722. Population is from the 2020 United States decennial census. If there is a reason to believe that the census data is not an accurate representation of the MHI within the area to be served, the reasons will be documented and the loan applicant may furnish additional information regarding such MHI. Such information will consist of reliable data from local, regional, state, or federal sources or from a survey conducted by a reliable impartial source. This new MHI will be valid for five years.

Beyond that noted in this appendix, the DWEE may offer and/or municipalities may petition for additional forgiveness assistance, should any of the following, or part of the following, be documented:

- Municipalities with \$25,766 or less upper limit of Lowest Quintile Income
- Municipalities with $\geq 30.9\%$ Population Living Under 200% of Poverty Level
- Location with census tracts that have a poverty rate greater than or equal to 20%, or in a persistent poverty county (i.e., that 20% rate for consecutive SRF program MHI five-year estimates)
- Municipalities with $\geq 3.4\%$ Unemployed Population ≥ 16 years in Civilian Labor Force
- Municipalities with $\geq 12.1\%$ Vacant Households
- Location in a county with a SVI score indicating a high level of vulnerability per the Center for Disease Control and Prevention mapping, for the State of Nebraska
- Combined sewer and drinking water costs are greater than 2% of the 20th percentile household income (i.e., the Lowest Quintile of Income for the Service Area)
- Municipalities with $\geq 11.7\%$ Population Receiving Food Stamps/SNAP Benefits
- Municipalities with 10% of failing decentralized systems
- Municipalities with Lagoon systems not achieving water quality standards

Forgiveness assistance may also be provided to municipalities that do not meet affordability criteria, AWIN or the above, or the definition of a disadvantaged community, should the benefit be provided to ratepayers in the residential user rate class. At least 80% of the impact from the forgiveness assistance would need to be targeted to reduced rates for the residential user rate class. This would be at the determination of the DWEE, where a notable funding factor exists (e.g., municipality under a violation notice, Administrative or Consent Order, a project to ensure sustainability of the utility, such as flood prevention, etc.)

CWSRF - The June 2014 CW amendments required States to develop affordability criteria to assist in identifying applicants that would have difficulty financing projects without additional subsidization. The criteria must be from income, unemployment data, population trends and other data determined relevant by the State.

In 2012, the Department started developing the AWIN program to assist struggling municipalities in Nebraska to better afford, maintain, and operate wastewater infrastructure projects. The goal of AWIN is to use current information to provide accurate estimates of future conditions in Nebraska municipalities to develop sustainable projects and minimize financial burdens for struggling municipalities. AWIN examines various factors affecting municipalities, such as population trends, population, medium household income, unemployment, average age of residents, and infrastructure needs to develop a "sustainability risk"

analysis. The AWIN sustainability risk was divided into three categories: low risk, moderate risk, and high risk. Applicants with a high sustainability risk potentially need the most assistance to bring them into compliance and keep them in compliance in the future with as little additional stress as possible. The Department will utilize the AWIN program as a portion of determining which applicants will be eligible for loan forgiveness. This is in accordance with §81-15,153(11) Nebraska Revised Statutes.

For each CWSRF (and DWSRF) loan recipient falling between 80 and 120% of the State MHI for the service area, the maximum Forgiveness level will be set using the same ratio as determined by Figure E1 and with a maximum cap set between 75% and 0% by interpolation off of population.

Letter of Non-Compliance, Administration or Consent Order Projects

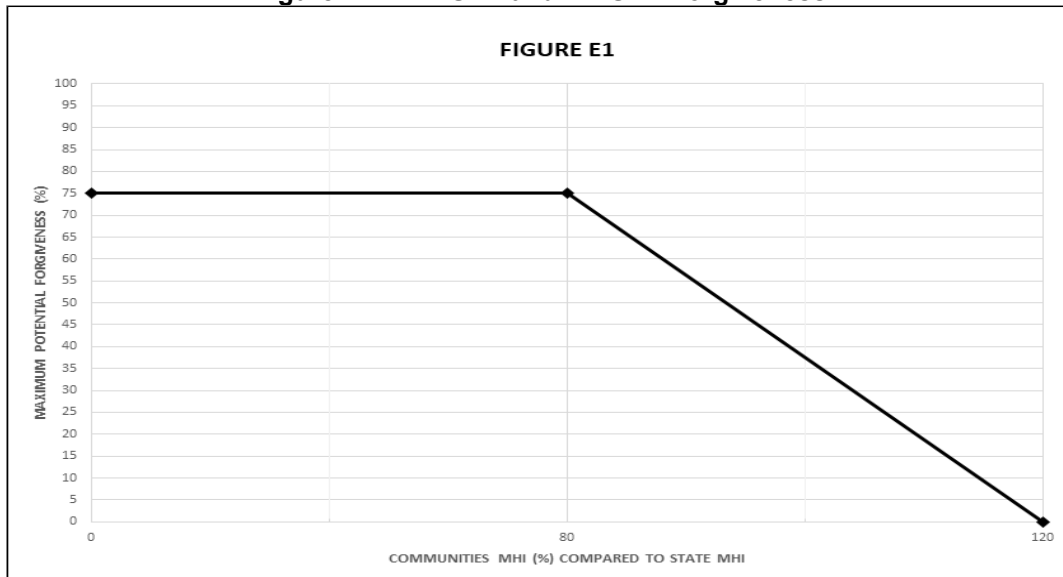
- Population of 10,000 or less – Capped at 40%
- Population of 3,300 or less – Capped at 50%
- Population of 500 or less – Capped at 60%

If it is assessed by the Department that the non-compliance or order was caused by negligence of the municipality, the forgiveness caps below shall apply for new SFY 2027 projects.

All remaining projects

- Population of 10,000 or less – Capped at 30%
- Population of 3,300 or less – Capped at 40%
- Population of 500 or less – Capped at 50%

Figure E1 – CWSRF and DWSRF Forgiveness



Municipalities must also have a high or moderate AWIN sustainability risk factor as identified on DWEE’s website. Municipalities who don’t meet the AWIN eligibility criteria may submit a financial hardship report to the Department for additional consideration justifying the forgiveness requested. In addition, an AWIN categorization of “Low” Risk can be allocated forgiveness assistance should the municipality be able to direct the impact of such assistance (i.e., lower monthly bills, credits, etc.) to “Moderate” or “High” Risk residential populations within their service area, likely from census track information. Should forgiveness funds remain during the bypass period, “Low” Risk municipalities may become eligible in order of AWIN ranking, i.e., 9 then 8, then 7, etc.

DWSRF - Public water supply systems (PWSs) that are in the DWSRF IUP and receive a SRF loan will be evaluated for eligibility for receipt of Forgiveness. This is in accordance with §71-5322(9) Nebraska Revised Statutes.

A simplification as to how forgiveness assistance is offered is planned, in that the factor of population will be carried throughout the funding of priorities this year. Still capped per the long standing established MHI disadvantaged criteria, but now per the following tiered system for new SFY 2027 projects:

Public Health Administrative Order Projects

- Population of 10,000 or less – Capped at 40%
- Population of 3,300 or less – Capped at 50%
- Population of 500 or less – Capped at 60%

Low Priority Projects ranked with a Sustainability Factor and new GPR projects, or greater

- Population of 10,000 or less – Capped at 30%
- Population of 3,300 or less – Capped at 40%
- Population of 500 or less – Capped at 50%

Projects that in part address an Emerging Contaminant (e.g., Manganese)

- Population of 10,000 or less – Capped at 55% (or possibly up to 75%)
- Population of 3,300 or less – Capped at 65% (or possibly up to 75%)
- Population of 500 or less – Capped at 75%

These will be the maximum forgiveness benefits available to qualifying disadvantaged communities for traditional projects. The “or possibly up to” for Public Health and Emerging Contaminants will be off of the availability of funds, with funding crossover considerations for the EC-SDC and SUDC WIIN grant programs. Private borrowers and Planning Loans will not qualify for forgiveness assistance.

Lead Service Line (LSL) Replacement Projects will be addressed differently than all of the above, as services lines are typically owned by the resident of the property, not the PWS. As such, should the system not assume responsibility to replace the LSL, the serious financial hardship would be on the residential property owner. Therefore, with all systems facing the same choice of whether to relieve that hardship, a straightforward up to 60% forgiveness assistance will be offered to all PWSs.

With respect to LSLs, the IIJA language requires forgiveness assistance be provided to the *service area of a PWS that meets affordability criteria*. The program will rely both on the above and the Federal Opportunity Zones Program established by the Congress through the Tax Cuts and Jobs Act of 2017, wherein census tracts eligible for nomination include those which:

The census tract poverty rate was at least 20%, and:

- If located in a metropolitan area, the tract’s median family income did not exceed 80% of the greater of (i) the median family income in the metropolitan area of (ii) the statewide median family income, or:
- If located in a non-metropolitan area, the median family income for such tract did not exceed 80% of the statewide median family income.

A map of those areas can be found at the [State of Nebraska’s Enterprise Portal GIS page](#).

Outside of those areas, forgiveness assistance for LSL replacements will be capped per the percentages in the 2020-2024 five-year estimates.

APPENDIX F

COMMON PRE-APPLICATION PROCEDURE

INTRODUCTION: In 1995 the state and federal funding agencies that are members of the Water Wastewater Advisory Committee (WWAC) adopted a common Preliminary Engineering Report (PER) and pre-application format that they would all use to reduce the costs to applicants in developing a project. Those agencies are: Nebraska Department of Water, Energy, and Environment and the USDA Rural Development (Water and Environmental Programs). This successful process has been modified over the years as conditions changed. The Agencies undertook an integral process improvement endeavor that included responding to local stakeholders and consulting engineers of Nebraska. WWAC shall collaborate to bring more capital to rural municipalities by providing a process for local decision making on funding and completion of projects that consistently maximizes the funding resources to the most municipalities possible. Applicants may submit their projects directly to the agencies if they do not want to utilize WWAC's resources.

PROCEDURE: Each pre-application will be reviewed by WWAC as follows:

1. Submit one (1) electronic original of the pre-application and Facility Plan (FP)/ PER to dwee.WWAC@nebraska.gov. The pre-application and guide for writing a PER is found below. Though not recommended, a paper copy can be submitted to:
DWEE
245 Fallbrook Blvd, Suite 100
Lincoln, NE 68509-6732
2. Upon receipt, all WWAC members receive a copy of the pre-application and FP/PER. Incomplete pre-applications will not be considered until all information is received. Upon receipt a WWAC Point of Contact will be assigned and contact you. Please direct any questions to your Point of Contact.
3. Subsequently, the technical subcommittee of WWAC will review the pre-application for the engineering scope within 30 days after the submission. WWAC may request the applicant/consulting engineer attend a meeting (or the applicant may request a meeting) with WWAC to discuss the project scope, including technical aspects and alternatives considered. This meeting can be held in person, by video conference, or by teleconference and should include appropriate program staff, applicant representative and the project engineer. Meetings will be held on the fourth Tuesday of each month in the City of Lincoln. Once the technical subcommittee has determined the scope as 95% complete, the project will be forwarded to the financing subcommittee. Applications will be expedited through the technical committee if the following steps have been taken:

WATER & WASTEWATER ADVISORY COMMITTEE (WWAC)



Department of Agricultural
Rural Development



Department of Water,
Energy, & Environment

- Test hole or equivalent confirming water quality for development of a well field.
 - The applicant provides evidence that they have secured the necessary land for the project. Assurances such as deeds, purchase agreements, leases, or a resolution by the Board of Trustees on their intent to proceed with condemnation for land necessary for the project.
 - Service meters are adequate to provide billing commensurate with consumption. This is either evidence that the existing meters have useful life or new service meters with the project.
 - All feasible alternatives were considered.
 - Accuracy of the number of users is critical. Evidence of the number of users must be attached (See Appendix A). Any new, seasonal, or inactive users should be identified.
 - In towns under population of 400: AWIN score is reported. If the score is high, discussion on the actual impact to the environment and public health should be described. In those cases, regulatory measures may be considered if affordability becomes restrictive.
4. The financing subcommittee meetings will be held on the third Tuesday of the month. After review, a funding option packet will be sent to the applicant containing the basic information used to determine the funding options. Instructions to respond will be provided in the funding options packet.
 5. The applicant will have 60 days to respond to the funding option packet. If the Point of Contact has not received a reply from the applicant after 60 days, WWAC will contact the applicant and discuss the project.
 6. After a funding option has been selected, the selected funding agency(ies) will contact the applicant with further instructions.
 7. Each funding agency will follow its own full application process. Applicants seeking funding for the same project from more than one agency must submit a full application to the particular agencies.
 8. If a full application varies significantly from the pre-application, or if the facts involving a project have changed such that the feasibility of the proposed solution warrants further investigation, any WWAC agency may request the full WWAC to review the project again.

WATER & WASTEWATER ADVISORY COMMITTEE (WWAC)



Department of Agricultural
Rural Development



Department of Water,
Energy, & Environment

PRE-APPLICATION FOR STATE AND/OR FEDERAL ASSISTANCE

Legal Applicant (City, County, SID):	
Federal Tax Id Number:	DUNS Number:
PWS # or NPDES #	
Representative/Title:	
Address:	
City/Zip Code:	
Telephone/Fax:	Email:
County:	
Pre-application Preparer Name:	
Address:	
City/Zip Code:	
Telephone/Fax:	Email:
Engineering Firm:	
Engineering Consultant:	
Address:	
City/Zip Code:	
Telephone/Fax:	Email:

PER Title:
Project Description:

(Please attach any facilities plan/ preliminary engineering reports which have been completed)

WATER & WASTEWATER ADVISORY COMMITTEE (WWAC)



Department of Agricultural
Rural Development



Department of Water,
Energy, & Environment

COST CLASSIFICATION	ESTIMATED TOTAL COST
1. Administrative and legal expenses	
2. Land, structures, right-of-ways, appraisals, etc.	
3. Relocation expenses and payments	
4. Architectural and engineering fees	
5. Project inspection fees	
6. Site work, demolition and removal	
7. Construction	
8. Equipment	
9. Miscellaneous	
10 SUBTOTAL (sum of lines 1-9)	
11. Contingencies	
12. SUBTOTAL (sum of lines 10-11)	
13. Less project (program) income	
14. TOTAL PROJECT COSTS (line 12 minus 13)	

The undersigned representative of the applicant certifies that the information contained herein and the attached statements, exhibits, and reports, are true, correct and complete to the best of my knowledge and belief.

Applicant Signature: _____ Date: _____

Pre-application Preparer Signature: _____ Date: _____

Pre-application is for SRF only Yes No

NAME OF APPLICANT _____

The purpose of this Appendix is to determine the financial feasibility and sustainability of the existing or proposed system for which funding is being requested.

Is this a _____ **Water** or _____ **Wastewater Project**?

Does the Applicant currently use meters? YES NO

Does the Applicant have a computer to read meters and bill customers? YES NO

If not, would you like to add this into the project? YES NO.

I certify under penalty of law, from the information and belief formed after reasonable inquiry, the statements and information contained in these documents are true, accurate and complete.

Date City/Village Clerk

Please attach a copy of the current water or wastewater rates.

Please attach the last twelve tables from the billing software showing address, meter ID and water usage for each hookup over the last 12 months. OR breakout the users and their meters below.

Note: If the facility does NOT currently have water meters, please obtain your engineers assistance to estimate the size of meter needed.

Note for Wastewater projects: Do not report those users who have their own septic system and are not on the City sewer.

Note for Water projects: Count all existing and proposed services.

EXISTING RESIDENTIAL USERS

Meter Size	Number of Hookups
3/4" and under	
1" and 7/8"	
1-1/4"	

EXISTING TOTAL USERS

Meter Size	Number of Hookups
3/4" and under	
1" and 7/8"	
1-1/4"	

PLEASE CONTINUE ON PAGE 2

Appendix A – Water/ Sewer User Details

PROJECTED RESIDENTIAL HOOKUPS If this project adds users.

Meter Size	Projected Hookups
3/4" and under	
1" and 7/8"	
1-1/4"	

PROJECTED TOTAL HOOKUPS If this project adds users.

Meter Size	Projected Hookups
3/4" and under	
1" and 7/8"	
1-1/4"	

For Wastewater projects: Total sewer flow over last twelve months _____ (gal).

For water projects: Total water pumped over last twelve months _____ (gallons)

For water projects: Total water sold to residential users over last twelve months _____ (gallons)

FACILITY PLAN OR PRELIMINARY ENGINEERING REPORT GUIDE
FOR WASTEWATER OR DRINKING WATER FACILITIES
GENERAL OUTLINE OF A FACILITY PLAN OR PRELIMINARY ENGINEERING REPORT

WWAC applicants considering use of the CWSRF (wastewater treatment works projects) should include in their engineering report a certification using the following language:

The engineer on behalf of the applicant

- (A) has studied and evaluated the cost and effectiveness of the processes, materials, techniques, and technologies for carrying out the proposed project or activity for which assistance is sought under this title; and*
- (B) has selected, to the maximum extent practicable, a project or activity that maximizes the potential for efficient water use, reuse, recapture, and conservation, and energy conservation, considering—*
- (i) the cost of constructing the project or activity;*
 - (ii) the cost of operating and maintaining the project or activity over the life of the project or activity; and*
 - (iii) the cost of replacing the project or activity;*

1) PROJECT PLANNING

- a) Location
- b) Environmental Resources Present
- c) Population Trends
- d) Readiness to Proceed

2) EXISTING FACILITIES

- a) Location Map
- b) History
- c) Condition of Existing Facilities
- d) Finances of any Existing Facilities
- e) Water/Energy/Waste Audits

3) NEED FOR PROJECT

- a) Health, Sanitation, and Security
- b) Aging Infrastructure
- c) Reasonable Growth

4) ALTERNATIVES CONSIDERED

- a) Description
- b) Design Criteria
- c) Map
- d) Environmental Impacts
- e) Land Requirements
- f) Potential Construction Problems
- g) Sustainability Considerations
 - i) Water and Energy Efficiency
 - ii) Natural or nature-inspired infrastructure
 - iii) Other

Appendix A – Water/ Sewer User Details

h) Cost Estimates

5) SELECTION OF AN ALTERNATIVE

- a) Life Cycle Cost Analysis
- b) Non-Monetary Factors

6) PROPOSED PROJECT (RECOMMENDED ALTERNATIVE)

- a) Preliminary Project Design
- b) Project Schedule
- c) Permit Requirements
- d) Sustainability Considerations
 - i) Water and Energy Efficiency
 - ii) Natural or nature-inspired infrastructure
 - iii) Other
- e) Total Project Cost Estimate (Engineer's Opinion of Probable Cost)
- f) Annual Operating Budget
 - i) Income
 - ii) Annual O&M Costs
 - iii) Debt Repayments
 - iv) Reserves

7) CONCLUSIONS AND RECOMMENDATIONS

ABBREVIATIONS

CDBG – Community Development Block Grant
CFR – Code of Federal Regulations
EDU – Equivalent Dwelling Unit
EPA – Environmental Protection Agency
GAO – Government Accountability Office
GPCD – Gallons per Capita per Day
HUD – Department of Housing and Urban Development
NEPA – National Environmental Policy Act
NPV – Net Present Value
O&M – Operations and Maintenance
OMB – Office of Management and Budget
PER – Preliminary Engineering Report
RD – Rural Development
RUS – Rural Utilities Service
SPPW – Single Payment Present Worth
SRF – State Revolving Fund
USDA – United States Department of Agriculture
USPW – Uniform Series Present Worth
WEP – Water and Environmental Programs
WWD – Water and Waste Disposal

DETAILED OUTLINE OF A PRELIMINARY ENGINEERING REPORT

1) PROJECT PLANNING

Describe the area under consideration. Service may be provided by a combination of central, cluster, and/or centrally managed facilities. The description should include information on the following:

- a) Location. Provide scale maps and photographs of the project planning area and any existing service areas. Include legal and natural boundaries and a topographical map of the service area.
- b) Environmental Resources Present. Provide maps, photographs, and/or a narrative description of environmental resources present in the project planning area that affect design of the project. Environmental review information that has already been developed to meet requirements of NEPA or a state equivalent review process can be used here.
- c) Population Trends. Provide U.S. Census or other population data (including references) for the service area for at least the past two decades if available. Population projections for the project planning area and concentrated growth areas should be provided for the project design period. Base projections on past records with justification from recognized sources.
- d) Readiness to Proceed. Describe the utility's approach (or proposed to use) to engage local participation in the project planning process. The project planning process should help develop an understanding of the need for the project, the operational service levels required, funding and revenue strategies to meet these requirements.

2) EXISTING FACILITIES

Describe each part of the existing facility and include the following information:

- a) Location Map. Provide a map, photographs and a schematic process layout of all existing facilities. Identify facilities that are no longer in use or abandoned.
- b) History. Indicate when major system components were constructed, renovated, expanded, or removed from service. Discuss any component failures and the cause for the failure. Provide a history of any applicable violations of regulatory requirements.
- c) Condition of Existing Facilities. Describe present condition; suitability for continued use; adequacy of current facilities; and their conveyance, treatment, storage, and disposal capabilities. Describe the existing capacity of each component. Describe and reference compliance with applicable federal, state, and local laws. Include a brief analysis of overall current energy consumption. Reference an asset management plan if applicable.
- d) Finances of any Existing Facilities. Provide information regarding current rate schedules, annual O&M cost (with a breakout of current energy costs), other capital improvement programs, and tabulation of users by monthly usage categories for the most recent typical fiscal year. Report existing debts and required reserve accounts.
- e) Water/Energy/Waste Audits. If applicable to the project, discuss any water, energy, and/or waste audits which have been conducted and the main outcomes.

3) NEED FOR PROJECT

Describe the needs in the following order of priority:

- a) Health, Sanitation, and Security. Describe concerns and include relevant regulations and correspondence from/to federal and state regulatory agencies. Include copies of such correspondence as an attachment to the Report.
- b) Aging Infrastructure. Describe the concerns and indicate those with the greatest impact. Describe water loss, inflow and infiltration, treatment or storage needs, management adequacy, inefficient designs, and other problems. Describe any safety concerns.
- c) Reasonable Growth. Describe the reasonable growth capacity that is necessary to meet needs during the planning period. Facilities proposed to be constructed to meet future growth needs should generally be funded by additional revenues. Consideration should be given to designing for phased capacity needs. Provide number of new customers committed to this project.

4) ALTERNATIVES CONSIDERED

This section should contain a description of the alternatives that were considered in planning a solution to meet the identified needs. Documentation of alternatives considered is often a Report weakness. Alternative approaches to ownership and management, system design (including resource efficient or green alternatives), and sharing of services, including various forms of partnerships, should be considered. In addition, the following alternatives should be considered, if practicable: building new centralized facilities, optimizing the current facilities (no construction), developing centrally managed decentralized systems, including small cluster systems, etc., and developing an optimum combination of centralized and decentralized systems. Alternatives should be consistent with those considered in the NEPA, or state equivalent, environmental review. Technically infeasible alternatives that were considered should be mentioned briefly along with an explanation of why they are infeasible, but do not require full analysis. For each technically feasible alternative, the description should include:

- a) Description. Describe the facilities associated with every technically feasible alternative. Describe source, conveyance, treatment, storage and distribution facilities for each alternative. Basic hydraulic calculations shall be listed in tabular form. A feasible system may include a combo of centralized/ decentralized (on-site/ cluster) facilities.
- b) Design Criteria. State the design parameters used for evaluation purposes. These parameters should comply with federal, state, and agency design policies and regulatory requirements.
- c) Map. Provide a schematic layout map to scale and a process diagram if applicable. If applicable, include future expansion of the facility.
- d) Environmental Impacts. Provide information about how the specific alternative may impact the environment. Describe only those unique direct and indirect impacts on floodplains, wetlands, other important land resources, endangered species, historical and archaeological properties, etc., as they relate to each specific alternative evaluated. Include generation and management of residuals and wastes.
- e) Land Requirements. Identify sites and easements required. Further specify whether these properties are currently owned, to be acquired, leased, or easements.

Appendix A – Water/ Sewer User Details

- f) Potential Construction Problems. Discuss concerns such as subsurface rock, high water table, limited access, existing resource or site impairment, or other conditions which may affect cost of construction or operation of facility.
- g) Sustainability Considerations. Sustainable utility management practices include environmental and economic benefits that aid in creating a resilient utility.
 - i) Water and Energy Efficiency. Discuss water reuse, water efficiency, water conservation, energy efficient design (i.e. reduction in electrical demand), and/or renewable generation of energy, and/or minimization of carbon footprint, if applicable to the alternative. Alternatively, discuss the water and energy usage for this option as compared to other alternatives.
 - ii) Natural or nature-inspired infrastructure. If applicable, discuss aspects of project that preserve or mimic natural processes to manage stormwater. Address management of runoff volume and peak flows through infiltration, evapotranspiration, and/or harvest and use.
 - iii) Other. Discuss any other aspects of sustainability (such as resiliency or operational simplicity) that are incorporated into the alternative, if applicable.
- h) Cost Estimates. Provide cost estimates for each alternative, including a breakdown of the following costs associated with the project: construction, non- construction and annual O&M costs. A construction contingency should be included as a non-construction cost. Cost estimates should be included with the descriptions of each technically feasible alternative. O&M costs should include a rough breakdown by O&M category (see example below) and not just a value for each alternative. Information from other sources, such as the recipient’s accountant or other known technical service providers, can be incorporated to assist in the development of this section. The cost derived will be used in the life cycle cost analysis described in Section 5 a.

Example O&M Cost Estimate	
Personnel (i.e. Salary, Benefits, Payroll Tax, Insurance, Training)	
Administrative Costs (e.g. office supplies, printing, etc.)	
Water Purchase or Waste Treatment Costs	
Insurance	
Energy Cost (Fuel and/or Electrical)	
Process Chemical	
Monitoring & Testing	
Short Lived Asset Maintenance/Replacement*	
Professional Services	
Residuals Disposal	
Miscellaneous	
Total	

* See Table A for example list

5) SELECTION OF AN ALTERNATIVE

Selection of an alternative is the process by which data from the previous section, “Alternatives Considered” is analyzed in a systematic manner to identify a recommended alternative. The analysis should include consideration of both life cycle costs and non- monetary factors such as reliability, ease of use, and appropriate wastewater or water treatment technology for the Applicant’s management capability shall be

Appendix A – Water/ Sewer User Details

conducted. (I.e. triple bottom line analysis: financial and environmental). If water reuse or conservation, energy efficient design, and/or renewable generation of energy components are included in the proposal provide an explanation of their cost effectiveness in this section.

- a) Life Cycle Cost Analysis. A life cycle present worth cost analysis (an engineering economics technique to evaluate present and future costs for comparison of alternatives) should be completed to compare the technically feasible alternatives. Do not leave out alternatives because of anticipated costs; let the life cycle cost analysis show whether an alternative may have an acceptable cost. This analysis should meet the following requirements and should be repeated for each technically feasible alternative. Several analyses may be required if the project has different aspects, such as one analysis for different types of collection systems and another for different types of treatment.
 - i) The analysis should convert all costs to present day dollars;
 - ii) The planning period to be used is recommended to be 20 years, but may be any period determined reasonable by the engineer and concurred on by the state or federal agency;
 - iii) The discount rate to be used should be the “real” discount rate taken from Appendix C of OMB circular A-94 and found at www.whitehouse.gov/Appendix-C.pdf (0.30% in 2020).
 - iv) The total capital cost (construction plus non-construction costs) should be included;
 - v) Annual O&M costs should be converted to present day dollars using a uniform series present worth (USPW) calculation;
 - vi) The salvage value (S) of the constructed project should be estimated using the anticipated life expectancy of the constructed items using straight line depreciation calculated at the end of the planning period and converted to present day dollars, i.e. remaining depreciation;
 - vii) The present worth of the salvage value is subtracted from the net present worth ;
 - viii) The net present value (NPV) is then calculated for each technically feasible alternative as the sum of the capital cost (C) plus the present worth of the uniform series of annual O&M (USPW (O&M)) costs minus the single payment present worth of the salvage value (SPPW(S)):
$$NPV = C + USPW (O\&M) - SPPW(S)$$
 - ix) A table showing the capital cost, annual O&M cost, salvage value, present worth of each of these values, and the NPV should be developed for state or federal agency review. All factors (major and minor components), discount rates, and planning periods used should be shown within the table;
 - x) Short lived asset costs (See Table A for examples) should also be included in the life cycle cost analysis if determined appropriate by the consulting engineer or agency. Life cycles of short-lived assets should be tailored to the facilities being constructed and be from generally accepted design life. Different features in the system may have varied life cycles.
- b) Non-Monetary Factors. Non-monetary factors, including environmental aspects (e.g. sustainability considerations, operator training requirements, permit issues, local stakeholder objections, reduction of gas emissions, wetland relocation) should also be considered in determining which alternative is recommended and may be factored into the calculations.

Appendix A – Water/ Sewer User Details

- c) Wastewater Projects. If population is decreasing, the engineer preparing the PER/FP should contact DWEE for options that can be applied to the project. For these towns, an option must be included as an alternative in the PER/FP.

6) PROPOSED PROJECT (RECOMMENDED ALTERNATIVE)

The engineer should include a recommendation for which alternative(s) should be implemented. This section should contain a fully developed description of the proposed project off of the preliminary description under the evaluation of alternatives. Include a schematic for any treatment processes, a layout of the system, and a location map of the proposed facilities. At least the following information should be included as applicable to the specific project:

- a) Preliminary Project Design.

- i) Drinking Water:

Water Supply. Include requirements for quality and quantity. Describe recommended source, including site and allocation allowed. Details should be provided for determining average daily demand (residential, commercial & leakage). The applicant's average gallons per capita per day (3 years data preferred) may be used OR the use of other published engineering design guidelines may be submitted for consideration in designing the proposed project. Peak period demands for daily and hourly should reflect the same conditions as described above.

Treatment. Describe process in detail (including whether adding, replacing, or rehabilitating a process) and identify location of plant and site of any process discharges. Identify capacity of treatment plant (i.e. Maximum Daily Demand). Identify any wastewater generation and treatment method. If discharged to sanitary sewer, evaluate collection system and wastewater treatment capability.

Storage. Identify size, type and location. Storage facilities should be sized using the Recommended Standards for Water Works guidelines (except for fire flows as stated above) OR the use of other published engineering design guidelines may be submitted for consideration in designing the proposed project.

Pumping Stations. Identify size, type, location and any special power requirements. For rehabilitation projects, include description of components upgraded.

Distribution Layout. Identify general location of new pipe, replacement, or rehabilitation: lengths, sizes and key components.

CDBG. Monies are to be expended for human consumption and/or for health-related issues. Upsizing wells, storage, and distribution to mainly meet fire flows or serve residential & industrial future growth or agricultural irrigation & livestock purposes will not be considered as eligible under the program rules and those uses must be separated from the project and funded through other lenders.

Development of a new well field site. The following information will be provided:

- 1) Site approval by the DWEE and
- 2) Reporting data infor the development of the well in this area such as geological surveys, water quality and production data (gallons per minute, specific capacity, etc.) on wells in adjoining areas, data from the Dept. of Natural Resources or Natural Resource District, or water quality and production results from a test hole(s).

Appendix A – Water/ Sewer User Details

ii) Wastewater/Reuse:

Collection System/Reclaimed Water System Layout. Identify general location of new pipe, replacement or rehabilitation: lengths, sizes, and key components. Flows in excess of 120 gpcd indicating infiltration or 275 gpcd during a storm event should require the completion of a Sanitary Sewer Evaluation Survey. This study analyzes which is more cost effective; to transport and treat the excess I&I, or if sewer rehabilitation would be cost effective in removing the excess I&I. Winter quarter potable water usage should be analyzed and compared to the wastewater flow data to check if exfiltration is occurring in the collection system. Unsewered areas within the planning jurisdiction should be identified. A cost-effectiveness analysis should be conducted on eliminating existing septic tank systems with sewer extensions.

Pumping Stations. Identify size, type, site location, and any special power requirements. For rehabilitation projects, include description of components upgraded.

Storage. Identify size, type, location and frequency of operation.

Treatment. Describe process in detail (including whether adding, replacing, or rehabilitating a process) and identify location of any treatment units and site of any discharges (end use for reclaimed water). Identify capacity of treatment plant (i.e. Average Daily Flow). Details should be provided for determining the average daily, peak hour and maximum daily wastewater flows to the POTW. Actual flow monitoring data should be gathered over a sufficient period to capture a wet weather event to analyze for infiltration and inflow from the sewer system. If commercial or industrial contributions are received by the POTW then flow proportioned composite sampling should be conducted measuring the daily pounds of Ammonia, CBOD, and TSS and their peak monthly values.

Receiving stream. Information along with the current or proposed NPDES discharge permit limitations determined and disinfection and any industrial pretreatment considerations analyzed.

Evaluation of the treatment alternatives should include conventional as well as any alternative or innovative technology including regionalization and sludge disposal alternatives for the 20-year design average and peak wastewater flows. Design criteria shall follow the current design standards as required by DWEE. A cost effectiveness monetary analysis will be required on the principal alternatives as outlined in paragraph C above, along with an engineering evaluation of the following factors: a) reliability, b) energy use, c) revenue generating alternatives, d) process complexity, e) O&M considerations, and f) environmental impacts.

SRF. Monies are directed for municipally owned wastewater facility needs. Projects of a speculative nature or mainly for industrial capacity are not normally funded.

iii) Solid Waste:

Collection. Describe process in detail and identify quantities of material (in both volume and weight), length of transport, location and type of transfer facilities, and any special handling requirements.

Storage. If any, describe capacity, type, and site location.

Processing. If any, describe capacity, type, and site location.

Appendix A – Water/ Sewer User Details

Disposal. Describe process in detail and identify permit requirements, quantities of material, recycling processes, location of plant, and site of any process discharges.

iv) Stormwater:

Collection System Layout. Identify general location of new pipe, replacement or rehabilitation: lengths, sizes, and key components.

Pumping Stations. Identify size, type, location, and any special power requirements.

Treatment. Describe treatment process in detail. Identify location of treatment facilities and process discharges. Address capacity of treatment process.

Storage. Identify size, type, location and frequency of operation.

Disposal. Describe type of disposal facilities and location.

Natural or nature-inspired infrastructure. Provide the following for natural or nature-inspired infrastructure alternatives:

- (1) Control Measures Selected: Identify types of control measures selected (e.g., vegetated areas, planter boxes, permeable pavement, rainwater cisterns).
- (2) Layout: Identify placement of natural or nature-inspired infrastructure control measures, flow paths, and drainage area for each control measure.
- (3) Sizing: Identify surface area and water storage volume for each natural or nature-inspired infrastructure control measure. When applicable address soil infiltration rate, evapotranspiration rate, and use rate (for rainwater harvesting).
- (4) Overflow: Describe overflow structures and locations for conveyance of larger precipitation events.

b) Permit Requirements. Identify any construction, discharge and capacity permits that will/may be required as a result of the project.

c) Sustainability Considerations (if applicable).

- i) Water and Energy Efficiency. Describe aspects of the proposed project addressing water reuse, water efficiency, and water conservation, energy efficient design, and/or renewable generation of energy, if incorporated into the selected alternative.
- ii) Natural or nature-inspired infrastructure. Describe aspects of project that preserve or mimic natural processes to manage stormwater, if applicable to the selected alternative. Address management of runoff volume and peak flows through infiltration, evapotranspiration, and/or harvest and use, if applicable.
- iii) Other. Describe other aspects of sustainability (such as resiliency or operational simplicity) that are incorporated into the selected alternative, if incorporated into the selected alternative.

d) Total Project Cost Estimate (Engineer's Opinion of Probable Cost). Provide an itemized estimate of the project cost from the stated period of construction. Include construction, land and right-of-ways, legal,

Appendix A – Water/ Sewer User Details

engineering, construction program management, funds administration, equipment, construction contingency, and other costs associated with the proposed project. The construction subtotal should be separated out from the non-construction costs. The non-construction subtotal should be included and added to the construction subtotal to establish the total project cost. An appropriate construction contingency should be added as part of the non- construction subtotal. For projects containing both water and waste disposal systems, provide a separate cost estimate for each system. The engineer may rely on the owner for estimates of cost for items other than construction, equipment, and engineering.

- e) Annual Operating Budget. Provide itemized annual operating budget information. The owner has primary responsibility for the annual operating budget; however, there are other parties that may provide technical assistance. Provide a copy of the previous 3 years financial history on the operations of the water (or sewer) fund. Provide an amortization schedule on existing indebtedness held on the system. This information will be used to evaluate the financial capacity of the system. The engineer will incorporate information from the owner's accountant and other known technical service providers.
 - i) Income. Provide information about all sources of income for the system including a proposed rate schedule. Realistically project income for existing and proposed new users separately, from existing user billings, water treatment contracts, and other sources of income. In the absence of historic data or other reliable information, for budget purposes, base water use/ sewage of 100 gallons per capita per day. Water use per residential connection may then be calculated from the most recent U.S. Census or other data for the state or county of the average household size. When large agricultural or commercial users are projected, the Report should identify those users and include facts to substantiate such projections and evaluate the impact of such users on the economic viability of the project.
 - ii) Annual O&M Costs. Provide an itemized list by expense category and project costs realistically. Provide projected costs for operating the system as improved. In the absence of other reliable data, base on actual costs of other facilities of similar size and complexity. Include facts to substantiate O&M cost estimates. Include personnel costs (note operator upgrades needed), administrative costs, water purchase or treatment costs, accounting and auditing fees, legal fees, interest, utilities, energy costs, insurance, annual repairs and maintenance, monitoring and testing, supplies, chemicals, residuals disposal, office supplies, printing, professional services, and miscellaneous as applicable. Any income from renewable energy generation which is sold back to the electric utility should also be included, if applicable.
 - iii) Short-Lived Asset Reserve – A table of short-lived assets (Assets with design life of 15 years or less) should be included for the system (See Table A for examples). The table should include the asset, the expected year of replacement, the anticipated cost and a recommended annual reserve deposit to fund replacement. Short-lived assets include those items not covered under O&M.
 - iv) Debt Repayments. Describe existing and proposed financing with the estimated amount of annual debt repayments from all sources. All estimates of funding should be from loans, not grants. All annual debt repayments should take into consideration reasonable population trends over the life of the loan.
 - v) Reserves. Describe the existing and proposed loan obligation reserve requirements.
- f) Land. Provide evidence of land rights being procured such as easements, purchase options or other evidence for well sites or lagoon sites. When land application sites are part of the project they shall be purchased or leased. The lease or easement executed as an interest in real property, filled and indexed

Appendix A – Water/ Sewer User Details

as such in the appropriate office of the registrar of deeds. The lease or easement shall be for the life of the loan.

7) CONCLUSIONS AND RECOMMENDATIONS

Provide any additional findings and recommendations that should be considered in development of the project. This includes recommendation of special studies, highlighting the need for special coordination, a recommended plan to expedite project development, and any other necessary considerations.

A timetable with the following milestones shall be included:

- a) Securing land rights.
- b) Completion of test hole drilling and testing.
- c) Completion of environmental review process.
- d) Submission of loan/grant application(s) to appropriate agency(ies).
- e) Completion of final plans and specification.
- f) Start and completion of construction.

Appendix A – Water/ Sewer User Details

Table A: Example List of Short-Lived Asset Infrastructure				
		Design Life	Present Value	Annualized Value
Drinking Water Utilities				
<u>Treatment Related</u>				
	Process Equipment	15		
	Granular filter media/ Membranes	15		
	Air compressors & control units	15		
	High Service Pumps & Pump Controls	15		
	Water Level Sensors & Pressure Transducers	15		
	Sludge Collection & Dewatering UV Lamps	15		
	Chemical feed pumps/ Leak Detection Equipment	15		
<u>Source Related</u>				
	Well Pumps	15		
<u>Distribution System Related</u>				
	Storage reservoir painting/ gaskets	15		
<u>Systemwide Related</u>				
	Service Trucks (in some cases)	15		
	Computer	5		
Wastewater Utilities				
<u>Treatment Related</u>				
	Pump, Pump Controls Pump Motors	15		
	Field & Process Instrumentation Equipment/ Flow meters, Pressure transducers, level sensors	15		
	UV lamps	5		
	Membrane Filters/Fibers	15		
	Aeration blowers, diffusers and nozzles	15		
	Chemical feed pumps/ Leak Detection Equipment	15		
	Sludge Collecting and Dewatering Equipment/ Belt presses & driers	15		
<u>Collection System Related</u>				
	Lift Station Pumps	10		
<u>System-wide Related</u>				
	Service Trucks (in some cases)	15		
	Computer	5		
Both Utilities				
	Service Meters	15	\$180 each	\$12 each

APPENDIX G

GENERAL REQUIREMENTS FOR THE LINKED DEPOSIT PROGRAM

Along with authority granted to the Department by Nebraska Revised State Statute 81-15,151.03, the following procedures will be incorporated into the Department's CWSRF Linked Deposit Program policies.

001 Eligible financial institutions. To become an eligible financial institution to participate in the Linked Deposit Program, financial institutions and the Director must sign a Linked Deposit Lender Agreement.

002 Linked Deposit Lender Agreement will include, but not be limited to, the following:

002.01 Conditions to ensure compliance with all federal, state, and local requirements.

002.02 Specific conditions, terms, and limits for eligible financial institutions and Linked Deposit Loan Contracts, as determined by the Department.

002.03 Interest rate applied to linked deposit account. The Department may apply an annual interest rate to funds deposited into the linked deposit account.

002.04 The procedure for eligible financial institutions to obtain Department approval of project eligibility for the Linked Deposit Program.

003 Eligible financial institutions' responsibilities shall include, but not be limited to:

003.01 Evaluating linked deposit loan borrowers' financial capability. Eligible financial institutions will have the authority to approve or deny a linked deposit borrower's loan application.

003.02 Establishing a Linked Deposit Loan Contract with the linked deposit borrower.

003.03 Collecting repayment from linked deposit borrowers and any additional terms and conditions set in the Linked Deposit Loan Contract.

003.04 Confirming availability of linked deposit funds as described in the Linked Deposit Lender Agreement.

003.05 Submitting to the Department required documentation in accordance with the Linked Deposit Lender Agreement.

003.06 All other responsibilities as stated in the Linked Deposit Lender Agreement.

004 Linked Deposit Loan Contracts must include the following:

004.01 The interest rate for the linked deposit loan will be fixed and must be at an interest rate lower than the eligible financial institution's interest rate for a similar project.

004.02 The length of term for the linked deposit loan.

004.03 Conditions allowing the Department, and any authorized representative of the Department, access to the project at all reasonable times for such purposes as inspection, monitoring, and oversight of building, operation, rehabilitation, and replacement activities.

004.04 Conditions as are necessary to ensure compliance with all federal, state, and local requirements.

004.05 Conditions stating linked deposit borrowers shall be responsible for and will provide regular system maintenance and monitoring of the project for the life of the loan.

004.06 Other conditions as determined by the Linked Deposit Lender Agreement.

005 Linked deposit funds will be deposited into a linked deposit account with an eligible financial institution only after the following requirements have been met:

005.01 The Department has approved the initial project eligibility.

005.02 The project is in compliance with all federal, state, and local requirements.

005.03 The eligible financial institution has submitted all required documentation in accordance with the Linked Deposit Lender Agreement to the Department.

006 The Department will withdraw funds from the linked deposit account in accordance with the terms set in the Linked Deposit Lender Agreement.

007 Full repayment of a loan by linked deposit borrower. If a linked deposit loan is fully repaid, the eligible financial institution will notify the Department within thirty days from when the loan was fully repaid. The Department may withdraw the remaining linked deposit balance, including any interest which is due and payable, within sixty days from when the linked deposit loan was fully repaid.

008 Loss of property control by borrower. In the event that the linked deposit borrower no longer has legal control over the land for the nonpoint source control system project or activity during the term period specified in the Linked Deposit Loan Contract, the eligible financial institution will notify the Department within thirty days from the eligible financial institution's discovery of the loss of property control. The Department may withdraw the remaining linked deposit balance, including any interest which is due and payable, within sixty days from the eligible financial institution's discovery of the loss of property control.

009 Noncompliance. For substantial non-compliance with terms and conditions of the Linked Deposit Lender Agreement, Linked Deposit Loan Contract, or the Linked Deposit Program by the eligible financial institution or linked deposit borrower, the Department may withdraw the remaining linked deposit balance, including any interest which is due and payable, within thirty days from the Department's notice of noncompliance.

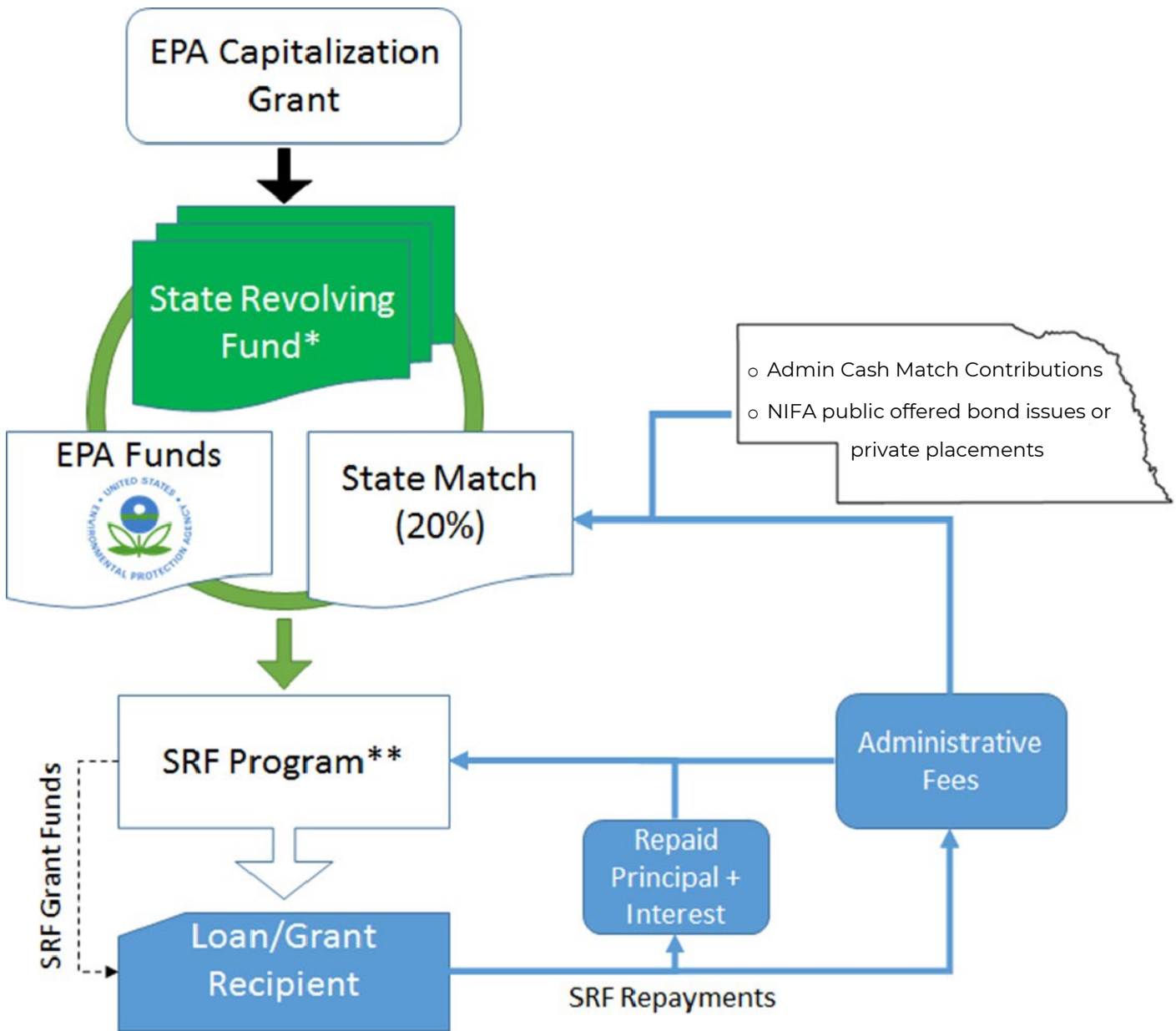
009.01 Before any action is taken under 009 of this chapter, the Department may give thirty days written notice of the Department's intent to the eligible financial institution. The eligible financial institution shall have such time as indicated in the written notice to comply. If compliance is achieved, the eligible financial institution or the borrower shall revert to good standing.

010 Linked deposit borrower default. If a linked deposit borrower defaults on a linked deposit loan, the eligible financial institution will be responsible for the Linked Deposit Lender Agreement and all agreed upon scheduled withdrawals and interest as specified in the Linked Deposit Lender Agreement.

011 Selling of linked deposit loans. The eligible financial institution must not sell the linked deposit loan to another financial institution or entity without the approval of the Department.

APPENDIX H

SRF CASH FLOW MODEL



* This occurs annually for both the Clean Water SRF (CWSRF) and for the Drinking Water SRF (DWSRF).

APPENDIX I

ACRONYMS

ACL	Action Contaminant Level
A/E	Architectural and Engineering
AIS	American Iron and Steel
AO	Administrative Order
AWIN	Assessing Wastewater Infrastructure Needs
BABA	Build America Buy America
BOD	Biochemical Oxygen Demand
CatEx	Categorical Exclusion
CBOD	Carbonaceous Biochemical Oxygen Demand
NDED-CDBG	Nebraska Department of Economic Development – Community Development Block Grant
CFR	Code of Federal Regulations
CWA	Clean Water Act
CWSRF	Clean Water State Revolving Fund
DWEE	Nebraska Department of Water, Energy, and Environment
DWSRF	Drinking Water State Revolving Fund
EC	Emerging Contaminants
EC-SDC	Emerging Contaminants in Small or Disadvantaged Communities
EPA	Environmental Protection Agency
EQC	Environmental Quality Council
FEMA	Federal Emergency Management Agency
FFATA	Federal Funding Accountability and Transparency Act
FFY	Federal Fiscal Year (10/1-9/30)
FNSI	Finding of No Significant Impact
GPR	Green Project Reserve
IIJA	Infrastructure Investment and Jobs Act
IUP	Intended Use Plan
LGTS	Loans & Grants Tracking System
LSL	Lead Service Line
MCL	Maximum Contaminant Level
MHI	Median Household Income
NAC	Nebraska Administrative Code
NEPA	National Environmental Policy Act
NIFA	Nebraska Investment Finance Authority

NPDES	National Pollutant Discharge Elimination System
NRD	Natural Resources District
NSDWA	Nebraska Safe Drinking Water Act
P&S	Plans & Specs
PER	Preliminary Engineering Report
PFAS/PFOA /PFOS	Per- and Polyfluoroalkyl Substances
PHA	Public Health Advisory
POTW	Publicly Owned Treatment Works (wastewater)
PPAR	Project Planning Activities and Report Grant
PPL	Project Priority List
PWS	Public Water System (drinking water)
PWSS	Public Water Supply Supervision
RFP	Request for Proposal
RWD	Rural Water District
SDWA	Safe Drinking Water Act
SFY	State Fiscal Year 7/1-6/30
SID	Sanitary & Improvement District
SMCL	Secondary Maximum Contaminant Level
SRF	State Revolving Fund
SUDC WIIN	Small, Underserved, and Disadvantaged Communities - Water Infrastructure Improvements for the Nation Act
TA	Technical Assistance
TMF	Technical, Managerial, & Financial
TSS	Total Suspended Solids
TTHM	Total Trihalomethanes
USDA	United State Department of Agriculture
VFD	Variable Frequency Drive
WTP	Water Treatment Plant
WWTF	Wastewater Treatment Facility